

## **Appendix B Annotation by Tab**

### **Reopening Assumptions**

This tab contains assumptions used as inputs to model the 2021 ABP Reopening, and the Spring 2022 Utility Wind, Utility Solar and Brownfield Procurements. The Tables included show the 2021 ABP Reopening Block Sizes, Capacity Factors, REC Prices, REC Degradation over time, and Delivery Year Job Training expenditures. There is also a table for the Spring 2022 Procurement volumes and assumed REC prices. These are activities that occur prior to the approval of the 2022 Long-Term Plan

### **DY 22 & DY 23 Assumptions**

This tab contains assumptions used as inputs to model Delivery Years 2022 and 2023 ABP Block Sizes, Capacity Factors, REC Prices, REC Degradation Rate, and REC Price Annual Decrease. It also includes the planned Delivery Year 2022 and 2023 Utility Wind, Utility Solar and Brownfield Procurement volumes and assumed REC prices. These are the outputs of the program and procurement activities contained in the 2022 Long-Term Plan.

### **Future Plan Assumptions**

This tab contains assumptions used as inputs to model Delivery Years 2024 through 2040 ABP Block Sizes, Capacity Factors, REC Prices, REC Degradation Rate, and REC Price Annual Decrease. It also includes the Delivery 2024 through 2040 Utility Wind, Utility Solar and Brownfield Procurement volumes and assumed REC prices. The volume of these future activities and future ABP REC prices will be determined in future Long-Term Plan.

### **Collections and ACP**

This tab contains tables that show the Total Applicable Reference Year Delivered Volumes provided by each Utility, the RPS Rate Cap cost per MWh determined in law and the resulting Delivery Year RPS Budget. This tab also includes tables showing Net Available ACPs for each Utility as of January 2022, and the annual Delivery Year RPS Utility balance.

### **RPS Spend Model**

This tab includes tables that consolidate the entire current and projected RPS Budget by Delivery Year, in total and by Utility. Columns **B** through **I** highlighted in yellow are legacy ABP and Non-ABP spend (e.g., from activities that occurred prior to the enactment of P.A. 102-0662). Columns **J** through **R** show projected spending beginning with the 2021 Reopening of ABP, and Spring 2022 Utility Scale and Brownfield procurements through 2040. This data is calculated from the “Total REC Spend Activities” tab.

### **REC Delivery Model**

This tab includes tables that consolidate the current and projected REC delivery schedule, in total and by Utility. Columns **B** through **I** highlighted in yellow are legacy ABP and Non-ABP RECs currently under contract. Columns **J** through **R** show projected RECs delivered beginning with the 2021 ABP Reopening, and Spring 2022 Utility Scale and Brownfield procurements through 2040. This data is calculated from the “Total REC Delivery Activities” tab.

### **Tables 3-11, 3-12 & Figure 3-3**

- Table 3-11 shows the budget from the RPS Spend Model with columns separated into Legacy Programs, In Progress, Proposed in This Plan, Potential Future Activities, and Set Asides.
- Table 3-12 shows the Delivery Year starting and ending RPS Balance.
- Figure 3-3 combines Tables 3-11 and 3-12 to show Projected RPS Expenses and the corresponding Delivery Year Total Available RPS Funds.

### **Appendix**

This tab is used for tables contained in Appendix B1 . It includes the summary tables from the “Collections” Tab, “RPS Spend Model” Tab, and “REC Delivery Model” Tab.

### **\$ Tables and Graphs**

This tab contains the RPS Spend Model tables and graphs showing Legacy Programs, In Progress, Proposed in This Plan, Potential Future Activities, and Set Asides (Figure 3-3). The spend data is also broken out by Utility. This data is calculated from the “RPS Spend” Tab.

### **Delivery Tables and Graphs**

This tab contains the delivery schedules for ABP and Non-ABP RECs that are under contract, and ABP, Utility Wind, Utility Solar and Brownfield RECs beginning with the 2021 ABP Reopening and Spring 2022 Procurement. This data is calculated from the “REC Delivery Model” Tab.

### **Total REC Spend Activities**

This tab contains tables showing the spend created each year by new ABP opening, Utility Wind, Utility Solar and Brownfield Procurements. The separate tables are combined at the bottom of the tab to show the Total Combined Spend. This data comes from the “Summary” tabs of this worksheet.

### **Total REC Delivery Activities**

This tab contains tables showing the REC Delivery Schedule created by each year’s new ABP opening, Utility Wind, Utility Solar and Brownfield Procurement. The separate tables are combined at the bottom of the tab to show the Total Combined RECs. This data comes from the “Summary” tabs of this worksheet.

### **Reopening Activities**

This tab contains two tables that model the delivery of RECs from the 2021 ABP Reopening and Spring 2022 Utility Wind, Utility Solar and Brownfield Procurements and their associated spending. These table uses inputs from the “Reopening Assumptions” tab (including REC Degradation Rate and REC Price).

#### **REC Delivery Schedule**

Column B shows the ABP Project type and size, and Utility Wind, Utility Solar and Brownfield.

Column C shows the ABP Reopening and Spring 2022 Procurement kW size.

Column D shows the Capacity Factor.

Column E shows how many RECs are expected to be delivered.

Columns F through Z show how RECs delivered a predetermined number of years by multiplying kW (Column C) x Capacity Factor (Column D) x Number of hours in a year x REC Degradation Rate

#### **REC Payment Schedule**

Column B shows the ABP Project type and size, and Utility Wind, Utility Solar and Brownfield.

Column C shows the ABP Reopening and Spring 2022 Procurement kW size.

Column D shows the REC Price.

Columns F through Z show the RECs delivered in the REC Delivery Table multiplied by their REC Price, producing a REC Payment Schedule.

### **Reopening Summary**

This tab contains summary information of “Reopening Activities” tab. It includes a table and a graph for the REC Delivery and Spend schedules of the ABP Reopening and Spring 2022 Procurement.

Reopening Assumptions

Catagory Size	Capacity Size Distribution	2021 Reopening ABP Block Size (kW)	Reopening Capacity Factor	Reopening REC Price
Total		1,933,744		
ABP Total	715,110	517,160		
SDG < 25 kW	116,650	116,650		
SDG A		32,330		
< 10	38%	12,285	0.149	\$75.29
>10-25	62%	20,045	0.151	\$75.29
SDG B		84,320		
< 10	38%	32,042	0.135	\$64.56
>10-25	62%	52,278	0.133	\$64.56
LDG > 25 - 5000kW	146,860	146,860		
LDG A		42,900		
>25-100	8%	3,543	0.152	\$57.82
>100-200	6%	2,737	0.148	\$47.03
>200-500	15%	6,353	0.153	\$41.48
>500-2000	71%	30,267	0.144	\$38.33
LDG B		56,660		
>25-100	4%	2,143	0.143	\$58.84
>100-200	3%	1,669	0.142	\$48.06
>200-500	11%	6,184	0.141	\$42.51
>500-2000	82%	46,664	0.150	\$39.37
Traditional Community Solar	250,000	250,000		
CS A	30%	75,000	0.169	
< 10	0%	0	0.169	\$98.88
>10-25	0%	0	0.169	\$91.67
>25-100	0%	0	0.169	\$78.83
>100-200	0%	0	0.169	\$70.49
>200-500	0%	0	0.169	\$66.50
>500-2000	100%	75,000	0.169	\$63.97
>2000-5000	0%	0	0.169	\$59.79
CS B	70%	175,000		
< 10	0%	0	0.169	\$94.94
>10-25	0%	0	0.169	\$87.72
>25-100	0%	0	0.169	\$74.83
>100-200	0%	0	0.169	\$66.46
>200-500	0%	0	0.169	\$62.45
>500-2000	100%	175,000	0.169	\$59.89
>2000-5000	0%	0	0.169	\$55.68
Public Schools		650		
Public Schools A				
> 25	5%	0	0.169	\$69.63
>25-100	6%	0	0.169	\$56.99
>100-200	21%	0	0.169	\$46.48
>200-500	45%	0	0.169	\$41.45
>500-2000	23%	0	0.169	\$38.42
Public Schools B		650		
> 25	5%	30	0.169	\$64.79
>25-100	6%	36	0.169	\$58.05
>100-200	21%	138	0.169	\$47.56
>200-500	45%	295	0.169	\$42.53
>500-2000	23%	150	0.169	\$39.49
Community Driven Community Solar	10,000	3,000		
CD Community Solar A	30%	3,000	0.169	\$58.95
< 10	0%	0	0.169	\$98.88
>10-25	0%	0	0.169	\$91.67
>25-100	0%	0	0.169	\$78.83
>100-200	0%	0	0.169	\$70.49
>200-500	0%	0	0.169	\$66.50
>500-2000	100%	3,000	0.169	\$63.97

# Reopening Assumptions

>2000-5000	0%	0	0.169	
CD Community Solar B	70%			
< 10	0%	0	0.169	\$94.94
>10-25	0%	0	0.169	\$87.72
>25-100	0%	0	0.169	\$74.83
>100-200	0%	0	0.169	\$66.46
>200-500	0%	0	0.169	\$62.45
>500-2000	100%	0	0.169	\$59.89
>2000-5000	0%	0	0.169	
Equity Eligible Contractor	-	-		
EEC A				
>25-100	8%	0	0.152	\$57.82
>100-200	6%	0	0.148	\$47.03
>200-500	15%	0	0.153	\$41.48
>500-5000	71%	0	0.144	\$38.33
EEC B				
>25-100	4%	0	0.143	\$58.84
>100-200	3%	0	0.142	\$48.06
>200-500	11%	0	0.141	\$42.51
>500-5000	82%	0	0.150	\$39.37

Spring 2022 Procurement Volumes		RECs		Estimated Price
Utility Wind		460,000		\$3.24
Utility Solar		948,091		\$4.64
Brownfield		8,493		\$58.10

Delivery Year	Job Training
2020-2021	
2021-2022	\$10,000,000
2022-2023	
2023-2024	
2024-2025	\$10,000,000
2025-2026	
2026-2027	
2027-2028	\$10,000,000
2028-2029	
2029-2030	
2030-2031	\$10,000,000
2031-2032	
2032-2033	
2033-2034	
2034-2035	
2035-2036	
2036-2037	
2037-2038	
2038-2039	
2039-2040	
2040-2041	
2041-2042	
2042-2043	

REC Degredation Rate
0.995

Utility Wind and Brownfield REC Degredation Rate
0.995

DY 22 & DY 23 Assumptions

	2022-2023 DY kW Capacity Size Distribution	2022-2023 DY Block Size (kW)	2023-2024 DY kW Capacity Size Distribution	2023-2024 DY Block Size (kW)	Capacity Factor		2022 REC Price	2023 REC Price
Activity Size kW / Total	808,350	3,623,350	667,000	3,482,000				
ABP Total		808,350		667,000				
SDG < 25 kW		134,000	20%	133,400				
SDG A		45,100		40,020				
< 10	38%	17,138	38%	15,208	0.149		\$78.51	\$69.09
>10-25	62%	27,962	62%	24,812	0.151		\$66.39	\$58.42
SDG B		105,500		93,380				
< 10	38%	40,090	38%	35,484	0.135		\$82.28	\$72.41
>10-25	62%	65,410	62%	57,896	0.133		\$71.89	\$63.26
LDG > 25 - 5000kW		134,000	20%	133,400				
LDG A		40,000		40,020				
>25-100	8%	3,304	8%	3,305	0.152		\$57.94	\$50.99
>100-200	6%	2,552	6%	2,553	0.148		\$58.85	\$51.79
>200-500	15%	5,924	15%	5,927	0.153		\$52.35	\$46.07
>500-2000	71%	28,221	71%	28,235	0.144		\$50.42	\$44.37
> 2000 - 5000	0%	-	0%	-	0.144		\$40.90	\$35.99
LDG B		141,300		93,380				
>25-100	4%	5,344	4%	3,531	0.143		\$62.23	\$54.76
>100-200	3%	4,161	3%	2,750	0.142		\$59.02	\$51.94
>200-500	11%	15,423	11%	10,192	0.141		\$53.11	\$46.74
>500-5000	82%	116,372	82%	76,906	0.150		\$47.63	\$41.91
> 2000-5000	0%	-	0%	-	0.150		\$33.31	\$29.31
Traditional Community Solar		160,000	30%	200,100				
CS A	30%	48,000	30%	60,030	0.169			\$0.00
< 10	0%	-	0%	-	0.169			
>10-25	0%	-	0%	-	0.169		\$56.23	\$49.48
>25-100	0%	-	0%	-	0.169		\$59.19	\$52.09
>100-200	0%	-	0%	-	0.169		\$60.85	\$53.55
>200-500	0%	-	0%	-	0.169		\$57.22	\$50.35
>500-2000	100%	60,030	100%	60,030	0.169		\$51.32	\$45.16
>2000-5000	0%	-	0%	-	0.169		\$45.50	\$40.04
CS B	70%	112,000	70%	140,070	0.169			
< 10	0%	-	0%	-	0.169			
>10-25	0%	-	0%	-	0.169		\$61.54	\$54.16
>25-100	0%	-	0%	-	0.169		\$64.39	\$56.66
>100-200	0%	-	0%	-	0.169		\$65.23	\$57.40
>200-500	0%	-	0%	-	0.169		\$62.09	\$54.64
>500-2000	100%	140,070	100%	140,070	0.169		\$55.50	\$48.84

DY 22 & DY 23 Assumptions

>2000-5000	0%	-	0%	-	0.169		\$47.78	\$42.05
<b>Public Schools</b>		199,350	<b>15%</b>	100,050				
Public Schools A		80,000		30,015				
> 25	5%	3,704	5%	1,390	0.169		\$74.95	\$65.96
>25-100	6%	4,444	6%	1,668	0.169		\$65.57	\$57.70
>100-200	21%	17,037	21%	6,392	0.169		\$66.40	\$58.43
>200-500	45%	36,296	45%	13,618	0.169		\$58.94	\$51.87
>500-2000	23%	18,519	23%	6,948	0.169		\$56.73	\$49.92
> 2000-5000	0%	-	0%	-	0.169		\$45.72	\$40.23
Public Schools B		119,350		70,035				
> 25	5%	5,525	5%	3,242	0.169		\$81.16	\$71.42
>25-100	6%	6,631	6%	3,891	0.169		\$70.42	\$61.97
>100-200	21%	25,417	21%	14,915	0.169		\$66.59	\$58.60
>200-500	45%	54,150	45%	31,775	0.169		\$59.81	\$52.63
>500-2000	23%	27,627	23%	16,212	0.169		\$53.59	\$47.16
> 2000-5000	0%	-	0%	-	0.169		\$37.23	\$32.76
<b>Community Driven Community Solar</b>		40,000	<b>5%</b>	33,350				
CD Community Solar A	30%	10,000	30%	10,005	0.169			\$0.00
< 10	0%	-	0%	0%	0.169			
>10-25	0%	-	0%	0%	0.169		\$71.60	\$63.01
>25-100	0%	-	0%	0%	0.169		\$75.34	\$66.30
>100-200	0%	-	0%	0%	0.169		\$77.27	\$68.00
>200-500	0%	-	0%	0%	0.169		\$72.47	\$63.77
>500-2000	100%	10,000	100%	10,005	0.169		\$64.76	\$56.99
>2000-5000	0%	-	0%	-	0.169		\$56.85	\$50.03
CD Community Solar B	70%	30,000	70%	23,345	0.169			
< 10	0%	-	0%	0%	0.169			
>10-25	0%	-	0%	0%	0.169		\$78.27	\$68.88
>25-100	0%	-	0%	0%	0.169		\$82.16	\$72.30
>100-200	0%	-	0%	0%	0.169		\$83.42	\$73.41
>200-500	0%	-	0%	0%	0.169		\$79.19	\$69.69
>500-2000	100%	30,000	100%	23,345	0.169		\$70.12	\$61.71
>2000-5000	0%	-	0%	-	0.169		\$59.44	\$52.31
<b>Equity Eligible Contractor</b>	<b>10%</b>	141,000	<b>10%</b>	66,700				
EEC A		42,500		20,010				
>25-100	8%	3,510	8%	1,653	0.152		\$57.94	\$50.99
>100-200	6%	2,711	6%	1,277	0.148		\$58.85	\$51.79
>200-500	15%	6,294	15%	2,963	0.153		\$52.35	\$46.07
>500-2000	71%	29,985	71%	14,117	0.144		\$50.42	\$44.37
> 2000-5000	0%			-	0.144		\$40.90	\$35.99

DY 22 & DY 23 Assumptions

EEC B		98,500		46,690				
>25-100	4%	3,725	4%	1,766	0.143		\$62.23	\$54.76
>100-200	3%	2,901	3%	1,375	0.142		\$59.02	\$51.94
>200-500	11%	10,751	11%	5,096	0.141		\$53.11	\$46.74
>500-2000	82%	81,123	82%	38,453	0.150		\$47.63	\$41.91
> 2000-5000	0%		0%	-	0.150		\$33.31	\$29.31

Procurement Volumes		RECs		RECs		Estimated Price		
Utility Wind		1,750,000		1,750,000		\$3.11	\$3.11	\$3.11
Utility Solar		1,000,000		1,000,000		\$4.45	\$4.45	\$4.45
Brownfield		65,000		65,000		\$55.78	\$55.78	\$55.78

DY	REC Price Annual Decrease
2022	0.88

REC Degredation Rate
0.995

Utility Wind and Brownfield REC Degredation Rate
0.995



	2024-2025 DY kW Capacity Size Distribution	2024-2025 DY Block Size (kW)	2025-2026 DY kW Capacity Size Distribution	2025-2026 DY Block Size (kW)	Capacity Factor	2024 REC Price	2025 REC Price	2026 REC Price	2027 REC Price	2028 REC Price	2029 REC Price	2030 REC Price
<b>Activity Size kW / Total</b>	667,000	3,482,000	667,000	3,482,000								
<b>ABP Total</b>		667,000		667,000								
<b>SDG &lt; 25 kW</b>	20%	133,400	20%	133,400								
SDG A		40,020		40,020								
< 10	38%	15,208	38%	15,208	0.149	\$66.33	\$63.67	\$61.13	\$58.68	\$56.33	\$54.08	\$51.92
>10-25	62%	24,812	62%	24,812	0.151	\$56.09	\$53.84	\$51.69	\$49.62	\$47.64	\$45.73	\$43.90
SDG B		93,380		93,380								
< 10	38%	35,484	38%	35,484	0.135	\$69.51	\$66.73	\$64.06	\$61.50	\$59.04	\$56.68	\$54.41
>10-25	62%	57,896	62%	57,896	0.133	\$60.73	\$58.30	\$55.97	\$53.73	\$51.58	\$49.52	\$47.54
<b>LDG &gt; 25 - 5000kW</b>	20%	133,400	20%	133,400								
LDG A		40,020		40,020								
>25-100	8%	3,305	8%	3,305	0.152	\$48.95	\$46.99	\$45.11	\$43.31	\$41.57	\$39.91	\$38.31
>100-200	6%	2,553	6%	2,553	0.148	\$49.72	\$47.73	\$45.82	\$43.99	\$42.23	\$40.54	\$38.92
>200-500	15%	5,927	15%	5,927	0.153	\$44.23	\$42.46	\$40.76	\$39.13	\$37.56	\$36.06	\$34.62
>500-2000	71%	28,235	71%	28,235	0.144	\$42.59	\$40.89	\$39.26	\$37.69	\$36.18	\$34.73	\$33.34
> 2000-5000	0%	-	0%	-		\$34.55						
LDG B		93,380		93,380								
>25-100	4%	3,531	4%	3,531	0.143	\$52.57	\$50.47	\$48.45	\$46.51	\$44.65	\$42.87	\$41.15
>100-200	3%	2,750	3%	2,750	0.142	\$49.86	\$47.87	\$45.95	\$44.11	\$42.35	\$40.65	\$39.03
>200-500	11%	10,192	11%	10,192	0.141	\$44.87	\$43.07	\$41.35	\$39.70	\$38.11	\$36.58	\$35.12
>500-2000	82%	76,906	82%	76,906	0.150	\$40.24	\$38.63	\$37.08	\$35.60	\$34.18	\$32.81	\$31.50
> 2000-5000	0%	-	0%	-		\$28.14	\$27.01	\$25.93	\$24.90	\$23.90	\$22.94	\$22.03
<b>Traditional Community Solar</b>	30%	200,100	30%	200,100								
CS A	30%	60,030	30%	60,030	0.169							
< 10	0%	-		-	0.169	\$0.00	\$0.00	\$0.00	\$0.00	\$0.00	\$0.00	\$0.00
>10-25	0%	-		-	0.169	\$47.50	\$45.60	\$43.78	\$42.03	\$40.35	\$38.73	\$37.18
>25-100	0%	-		-	0.169	\$50.00	\$48.00	\$46.08	\$44.24	\$42.47	\$40.77	\$39.14
>100-200	0%	-		-	0.169	\$51.41	\$49.35	\$47.38	\$45.48	\$43.66	\$41.92	\$40.24
>200-500	0%	-		-	0.169	\$48.34	\$46.41	\$44.55	\$42.77	\$41.06	\$39.41	\$37.84
>500-2000	100%	60,030		60,030	0.169	\$43.36	\$41.62	\$39.96	\$38.36	\$36.82	\$35.35	\$33.94
>2000-5000	0%	-		-	0.169	\$38.44	\$36.90	\$35.42	\$34.01	\$32.65	\$31.34	\$30.09
CS B	70%	140,070	70%	140,070	0.169							
< 10	0%	-		-	0.169	\$0.00	\$0.00	\$0.00	\$0.00	\$0.00	\$0.00	\$0.00
>10-25	0%	-		-	0.169	\$51.99	\$49.91	\$47.91	\$46.00	\$44.16	\$42.39	\$40.69
>25-100	0%	-		-	0.169	\$54.40	\$52.22	\$50.13	\$48.13	\$46.20	\$44.35	\$42.58
>100-200	0%	-		-	0.169	\$55.11	\$52.90	\$50.79	\$48.75	\$46.80	\$44.93	\$43.13
>200-500	0%	-		-	0.169	\$52.45	\$50.36	\$48.34	\$46.41	\$44.55	\$42.77	\$41.06
>500-2000	100%	140,070		140,070	0.169	\$46.89	\$45.01	\$43.21	\$41.48	\$39.82	\$38.23	\$36.70
>2000-5000	0%	-		-	0.169	\$40.36	\$38.75	\$37.20	\$35.71	\$34.28	\$32.91	\$31.60
<b>Public Schools</b>	15%	100,050	15%	100,050								
Public Schools A		30,015		30,015								
> 25	5%	1,390	5%	1,390	0.169	\$63.32	\$60.79	\$58.35	\$56.02	\$53.78	\$51.63	\$49.56
>25-100	6%	1,668	6%	1,668	0.169	\$55.39	\$53.18	\$51.05	\$49.01	\$47.05	\$45.17	\$43.36
>100-200	21%	6,392	21%	6,392	0.169	\$56.09	\$53.85	\$51.70	\$49.63	\$47.64	\$45.74	\$43.91
>200-500	45%	13,618	45%	13,618	0.169	\$49.79	\$47.80	\$45.89	\$44.05	\$42.29	\$40.60	\$38.98
>500-2000	23%	6,948	23%	6,948	0.169	\$47.93	\$46.01	\$44.17	\$42.40	\$40.71	\$39.08	\$37.51
> 2000-5000	0%	-	0%	-		\$38.62	\$37.08	\$35.60	\$34.17	\$32.81	\$31.49	\$30.23

Public Schools B		70,035		70,035								
> 25	5%	3,242	5%	3,242	0.169	\$68.56	\$65.82	\$63.19	\$60.66	\$58.23	\$55.91	\$53.67
>25-100	6%	3,891	6%	3,891	0.169	\$59.49	\$57.11	\$54.83	\$52.63	\$50.53	\$48.51	\$46.57
>100-200	21%	14,915	21%	14,915	0.169	\$56.26	\$54.01	\$51.84	\$49.77	\$47.78	\$45.87	\$44.03
>200-500	45%	31,775	45%	31,775	0.169	\$50.53	\$48.51	\$46.57	\$44.70	\$42.92	\$41.20	\$39.55
>500-2000	23%	16,212	23%	16,212	0.169	\$45.27	\$43.46	\$41.72	\$40.05	\$38.45	\$36.91	\$35.44
> 2000-5000	0%	-	0%	-		\$31.45	\$30.19	\$28.99	\$27.83	\$26.71	\$25.65	\$24.62
<b>Community Driven Community</b>	<b>5%</b>	<b>33,350</b>	<b>5%</b>	<b>33,350</b>								
CD Community Solar A	30%	10,005	30%	10,005	0.169							
< 10	0%	-		-	0.169	\$0.00	\$0.00	\$0.00	\$0.00	\$0.00	\$0.00	\$0.00
>10-25	0%	-		-	0.169	\$60.49	\$58.07	\$55.75	\$53.52	\$51.38	\$49.32	\$47.35
>25-100	0%	-		-	0.169	\$63.65	\$61.10	\$58.66	\$56.31	\$54.06	\$51.90	\$49.82
>100-200	0%	-		-	0.169	\$65.28	\$62.67	\$60.16	\$57.75	\$55.44	\$53.23	\$51.10
>200-500	0%	-		-	0.169	\$61.22	\$58.77	\$56.42	\$54.17	\$52.00	\$49.92	\$47.92
>500-2000	100%	10,005		10,005	0.169	\$54.71	\$52.52	\$50.42	\$48.40	\$46.47	\$44.61	\$42.82
>2000-5000	0%	-		-	0.169	\$48.03	\$46.11	\$44.26	\$42.49	\$40.79	\$39.16	\$37.59
CD Community Solar B	70%	23,345	70%	23,345	0.169							
< 10	0%	-		-	0.169	\$0.00	\$0.00	\$0.00	\$0.00	\$0.00	\$0.00	\$0.00
>10-25	0%	-		-	0.169	\$66.12	\$63.48	\$60.94	\$58.50	\$56.16	\$53.91	\$51.76
>25-100	0%	-		-	0.169	\$69.41	\$66.63	\$63.97	\$61.41	\$58.95	\$56.59	\$54.33
>100-200	0%	-		-	0.169	\$70.47	\$67.65	\$64.95	\$62.35	\$59.86	\$57.46	\$55.16
>200-500	0%	-		-	0.169	\$66.90	\$64.22	\$61.65	\$59.19	\$56.82	\$54.55	\$52.37
>500-2000	100%	23,345		23,345	0.169	\$59.24	\$56.87	\$54.59	\$52.41	\$50.31	\$48.30	\$46.37
>2000-5000	0%	-		-	0.169	\$50.21	\$48.21	\$46.28	\$44.43	\$42.65	\$40.94	\$39.31
<b>Equity Eligible Contractor</b>	<b>10%</b>	<b>66,700</b>	<b>10%</b>	<b>66,700</b>								
EEC A		20,010		20,010								
>25-100	8%	1,653	8%	1,653	0.152	\$48.95	\$46.99	\$45.11	\$43.31	\$41.57	\$39.91	\$38.31
>100-200	6%	1,277	6%	1,277	0.148	\$49.72	\$47.73	\$45.82	\$43.99	\$42.23	\$40.54	\$38.92
>200-500	15%	2,963	15%	2,963	0.153	\$44.23	\$42.46	\$40.76	\$39.13	\$37.56	\$36.06	\$34.62
>500-2000	71%	14,117	71%	14,117	0.144	\$42.59	\$40.89	\$39.26	\$37.69	\$36.18	\$34.73	\$33.34
> 2000-5000	0%	-	0%	-		\$34.55	\$33.17	\$31.84	\$30.57	\$29.35	\$28.17	\$27.05
EEC B		46,690		46,690								
>25-100	4%	1,766	4%	1,766	0.143	\$52.57	\$50.47	\$48.45	\$46.51	\$44.65	\$42.87	\$41.15
>100-200	3%	1,375	3%	1,375	0.142	\$49.86	\$47.87	\$45.95	\$44.11	\$42.35	\$40.65	\$39.03
>200-500	11%	5,096	11%	5,096	0.141	\$44.87	\$43.07	\$41.35	\$39.70	\$38.11	\$36.58	\$35.12
>500-2000	82%	38,453	82%	38,453	0.150	\$40.24	\$38.63	\$37.08	\$35.60	\$34.18	\$32.81	\$31.50
> 2000-5000	0%	-	0%	-		\$28.14	\$27.01	\$25.93	\$24.90	\$23.90	\$22.94	\$22.03

Procurement Volumes		RECs		RECs		Estimated Price						
Utility Wind		1,750,000		1,750,000		\$3.11	\$3.11	\$3.11	\$3.11	\$3.11	\$3.11	\$3.11
Utility Solar		1,000,000		1,000,000		\$4.45	\$4.45	\$4.45	\$4.45	\$4.45	\$4.45	\$4.45
Brownfield		65,000		65,000		\$55.78	\$55.78	\$55.78	\$55.78	\$55.78	\$55.78	\$55.78

DY	REC Price Annual Decrease
2022	0.96

REC Degredation Rate
0.995

## Collections and ACP

## Ameren

Delivery Year	Reference Year	Utility	Delivery Year RPS Goal (%)	Total Applicable Reference Year Delivered Volume (MWh) Source: Utilities	Overall RPS Target (RECs)	RPS Rate Cap [\$ /MWh]	Delivery Year RPS Budget (\$)
2017-2018	2016-2017	Ameren	13.0%	21,152,970	2,749,886	1.8054	38,189,571
2018-2019	2017-2018	Ameren	14.5%	29,995,820	4,349,394	1.8054	54,154,453
2019-2020	2018-2019	Ameren	16.0%	36,810,006	5,889,601	1.8054	66,456,785
2020-2021	2019-2020	Ameren	17.5%	35,620,835	6,233,646	1.8054	64,309,855
2021-2022	2020-2021	Ameren	19.0%	35,458,611	6,737,136	3.6521	129,499,575
2022-2023	2021-2022	Ameren	20.5%	35,074,493	7,190,271	4.5755	160,483,343
2023-2024	2022-2023	Ameren	22.0%	34,924,843	7,683,465	4.5755	159,798,619
2024-2025	2023-2024	Ameren	23.5%	34,518,654	8,111,884	4.5755	157,940,101
2025-2026	2024-2025	Ameren	25.0%	34,329,725	8,582,431	4.5755	157,075,657
2026-2027	2025-2026	Ameren	28.0%	34,329,725	9,612,323	4.5755	157,075,657
2027-2028	2026-2027	Ameren	31.0%	34,329,725	10,642,215	4.5755	157,075,657
2028-2029	2027-2028	Ameren	34.0%	34,329,725	11,672,107	4.5755	157,075,657
2029-2030	2028-2029	Ameren	37.0%	34,329,725	12,701,998	4.5755	157,075,657
2030-2031	2029-2030	Ameren	40.0%	34,329,725	13,731,890	4.5755	157,075,657
2031-2032	2030-2031	Ameren	40.9%	34,329,725	14,041,753	4.5755	157,075,657
2032-2033	2031-2032	Ameren	41.8%	34,329,725	14,358,608	4.5755	157,075,657
2033-2034	2032-2033	Ameren	42.8%	34,329,725	14,682,613	4.5755	157,075,657
2034-2035	2033-2034	Ameren	43.7%	34,329,725	15,013,929	4.5755	157,075,657
2035-2036	2034-2035	Ameren	44.7%	34,329,725	15,352,721	4.5755	157,075,657
2036-2037	2035-2036	Ameren	45.7%	34,329,725	15,699,158	4.5755	157,075,657
2037-2038	2036-2037	Ameren	46.8%	34,329,725	16,053,413	4.5755	157,075,657
2038-2039	2037-2038	Ameren	47.8%	34,329,725	16,415,661	4.5755	157,075,657
2039-2040	2038-2039	Ameren	48.9%	34,329,725	16,786,084	4.5755	157,075,657
2040-2041	2039-2040	Ameren	50.0%	34,329,725	17,164,865	4.5755	157,075,657
2041-2042	2040-2041	Ameren	50.0%	34,329,725	17,164,863	4.5755	157,075,657
2042-2043	2041-2042	Ameren	50.0%	34,329,725	17,164,863	4.5755	157,075,657

Collections and ACP

ComEd

Delivery Year	Reference Year	Utility	Delivery Year RPS Goal (%)	Total Applicable Reference Year Delivered Volume (MWh)	Overall RPS Target (RECs)	RPS Rate Cap [\$/MWh]	Delivery Year RPS Budget (\$)
2017-2018	2016-2017	ComEd	13.0%	54,420,529	7,074,669	1.8917	102,947,315
2018-2019	2017-2018	ComEd	14.5%	71,460,380	10,361,755	1.8917	135,181,601
2019-2020	2018-2019	ComEd	16.0%	88,526,985	14,164,318	1.8917	167,466,498
2020-2021	2019-2020	ComEd	17.5%	84,760,183	14,833,032	1.8917	160,340,838
2021-2022	2020-2021	ComEd	19.0%	83,931,773	15,947,037	3.9804	334,084,828
2022-2023	2021-2022	ComEd	20.5%	84,697,302	17,362,947	5.0248	425,587,002
2023-2024	2022-2023	ComEd	22.0%	85,136,939	18,730,127	5.0248	427,796,091
2024-2025	2023-2024	ComEd	23.5%	85,134,247	20,006,548	5.0248	427,782,563
2025-2026	2024-2025	ComEd	25.0%	84,907,691	21,226,923	5.0248	426,644,165
2026-2027	2025-2026	ComEd	28.0%	85,035,977	23,810,073	5.0248	427,288,776
2027-2028	2026-2027	ComEd	31.0%	85,385,509	26,469,508	5.0248	429,045,104
2028-2029	2027-2028	ComEd	34.0%	85,957,787	29,225,648	5.0248	431,920,687
2029-2030	2028-2029	ComEd	37.0%	86,103,305	31,858,223	5.0248	432,651,889
2030-2031	2029-2030	ComEd	40.0%	86,473,068	34,589,227	5.0248	434,509,873
2031-2032	2030-2031	ComEd	40.9%	86,911,268	35,548,975	5.0248	436,711,741
2032-2033	2031-2032	ComEd	41.8%	87,723,536	36,690,881	5.0248	440,793,223
2033-2034	2032-2033	ComEd	42.8%	87,916,896	37,601,517	5.0248	441,764,820
2034-2035	2033-2034	ComEd	43.7%	88,252,089	38,596,598	5.0248	443,449,099
2035-2036	2034-2035	ComEd	44.7%	88,655,613	39,647,999	5.0248	445,476,724
2036-2037	2035-2036	ComEd	45.7%	89,183,454	40,784,048	5.0248	448,129,018
2037-2038	2036-2037	ComEd	46.8%	89,258,882	41,739,620	5.0248	448,508,030
2038-2039	2037-2038	ComEd	47.8%	89,620,985	42,854,632	5.0248	450,327,526
2039-2040	2038-2039	ComEd	48.9%	89,620,985	43,821,656	5.0248	450,327,526
2040-2041	2039-2040	ComEd	50.0%	89,620,985	44,810,500	5.0248	450,327,526
2041-2042	2040-2041	ComEd	50.0%	89,620,985	44,810,493	5.0248	450,327,526
2042-2043	2041-2042	ComEd	50.0%	89,620,985	44,810,493	5.0248	450,327,526

MidAmerican

Collections and ACP

Delivery Year	Reference Year	Utility	Delivery Year RPS Goal (%)	PROXY Applicable Reference Year Delivered Volume (MWh) = MWh volume times 26.0253830755776%	Overall RPS Target (RECs)	RPS Rate Cap [\$/MWh]	Delivery Year RPS Budget (\$)	MidAm Load Forecast 6/1/2021
				26.03%				
2017-2018	2016-2017	MidAmerican	13.0%	539,165	70,091	1.2415	669,373	
2018-2019	2017-2018	MidAmerican	14.5%	503,181	72,961	1.2415	624,699	
2019-2020	2018-2019	MidAmerican	16.0%	528,791	84,607	1.2415	656,494	
2020-2021	2019-2020	MidAmerican	17.5%	471,451	82,504	1.2415	585,307	1,811,506
2021-2022	2020-2021	MidAmerican	19.0%	533,051	101,280	2.1638	1,153,434	1,936,031
2022-2023	2021-2022	MidAmerican	20.5%	530,533	108,759	2.625	1,392,649	1,913,299
2023-2024	2022-2023	MidAmerican	22.0%	530,949	116,809	2.625	1,393,741	1,985,843
2024-2025	2023-2024	MidAmerican	23.5%	530,479	124,663	2.625	1,392,507	2,031,362
2025-2026	2024-2025	MidAmerican	25.0%	530,299	132,575	2.625	1,392,035	2,031,757
2026-2027	2025-2026	MidAmerican	28.0%	530,381	148,507	2.625	1,392,250	2,032,903
2027-2028	2026-2027	MidAmerican	31.0%	530,798	164,547	2.625	1,393,345	2,034,249
2028-2029	2027-2028	MidAmerican	34.0%	531,105	180,576	2.625	1,394,151	2,035,437
2029-2030	2028-2029	MidAmerican	37.0%	531,451	196,637	2.625	1,395,059	2,036,878
2030-2031	2029-2030	MidAmerican	40.0%	531,835	212,734	2.625	1,396,067	2,038,204
2031-2032	2030-2031	MidAmerican	40.9%	532,225	217,694	2.625	1,397,091	2,039,152
2032-2033	2031-2032	MidAmerican	41.8%	532,458	222,704	2.625	1,397,702	2,040,029
2033-2034	2032-2033	MidAmerican	42.8%	532,704	227,834	2.625	1,398,348	2,040,801
2034-2035	2033-2034	MidAmerican	43.7%	532,834	233,032	2.625	1,398,689	2,041,560
2035-2036	2034-2035	MidAmerican	44.7%	533,109	238,414	2.625	1,399,411	2,042,228
2036-2037	2035-2036	MidAmerican	45.7%	533,256	243,861	2.625	1,399,797	2,042,622
2037-2038	2036-2037	MidAmerican	46.8%	533,385	249,424	2.625	1,400,136	2,043,089
2038-2039	2037-2038	MidAmerican	47.8%	533,475	255,095	2.625	1,400,372	2,043,810
2039-2040	2038-2039	MidAmerican	48.9%	533,475	260,851	2.625	1,400,372	
2040-2041	2039-2040	MidAmerican	50.0%	533,475	266,738	2.625	1,400,372	
2041-2042	2040-2041	MidAmerican	50.0%	533,475	266,738	2.625	1,400,372	
2042-2043	2041-2042	MidAmerican	50.0%	533,475	266,738	2.625	1,400,372	

Statewide

Delivery Year	Reference Year	Utility	Delivery Year RPS Goal (%)	Total Applicable Reference Year Delivered Volume (MWh)	Overall RPS Target (RECs)	RPS Rate Cap [\$/MWh]	Delivery Year RPS Budget (\$)
2017-2018	2016-2017	ALL	13.0%	76,112,664	9,894,646	1.86	141,806,260

## Collections and ACP

2018-2019	2017-2018	ALL	14.5%	101,959,381	14,784,110	1.86	189,960,753
2019-2020	2018-2019	ALL	16.0%	125,865,782	20,138,525	1.86	234,579,777
2020-2021	2019-2020	ALL	17.5%	120,852,469	21,149,182	1.86	225,236,001
2021-2022	2020-2021	ALL	19.0%	119,923,435	22,785,453	3.88	464,737,836
2022-2023	2021-2022	ALL	20.5%	120,302,328	24,661,977	4.88	587,462,994
2023-2024	2022-2023	ALL	22.0%	120,592,731	26,530,401	4.88	588,988,451
2024-2025	2023-2024	ALL	23.5%	120,183,380	28,243,094	4.89	587,115,172
2025-2026	2024-2025	ALL	25.0%	119,767,715	29,941,929	4.89	585,111,857
2026-2027	2025-2026	ALL	28.0%	119,896,083	33,570,903	4.89	585,756,682
2027-2028	2026-2027	ALL	31.0%	120,246,032	37,276,270	4.89	587,514,106
2028-2029	2027-2028	ALL	34.0%	120,818,617	41,078,330	4.89	590,390,495
2029-2030	2028-2029	ALL	37.0%	120,964,481	44,756,858	4.89	591,122,604
2030-2031	2029-2030	ALL	40.0%	121,334,628	48,533,851	4.89	592,981,596
2031-2032	2030-2031	ALL	40.9%	121,773,218	49,808,422	4.89	595,184,488
2032-2033	2031-2032	ALL	41.8%	122,585,719	51,272,192	4.89	599,266,582
2033-2034	2032-2033	ALL	42.8%	122,779,325	52,511,964	4.89	600,238,825
2034-2035	2033-2034	ALL	43.7%	123,114,648	53,843,559	4.89	601,923,445
2035-2036	2034-2035	ALL	44.7%	123,518,447	55,239,134	4.89	603,951,792
2036-2037	2035-2036	ALL	45.7%	124,046,435	56,727,067	4.89	606,604,472
2037-2038	2036-2037	ALL	46.8%	124,121,992	58,042,457	4.89	606,983,823
2038-2039	2037-2038	ALL	47.8%	124,484,185	59,525,389	4.89	608,803,554
2039-2040	2038-2039	ALL	48.9%	124,484,185	60,868,591	4.89	608,803,554
2040-2041	2039-2040	ALL	50.0%	124,484,185	62,242,103	4.89	608,803,554
2041-2042	2040-2041	ALL	50.0%	124,484,185	62,242,093	4.89	608,803,554
2042-2043	2041-2042	ALL	50.0%	124,484,185	62,242,093	4.89	608,803,554

Collections and ACP

Net Available ACPs (\$) as of Aug 2022

Ameren	ComEd	MidAmerican	All Utilities
\$36,479,342	\$64,071,946	\$13,556	\$100,564,844

Delivery Year	Ameren	ComEd	MidAmerican	Available Funds at start of DY
2020-2021	\$127,735,490	\$231,935,973	\$474,376	\$360,145,838
2021-2022	\$151,903,158	\$250,832,096	\$473,609	\$403,208,863
2022-2023	\$194,253,995	\$341,190,011	\$906,529	\$536,350,536
2023-2024	\$164,433,966	\$259,566,215	\$671,531	\$424,671,712
2024-2025	\$169,099,455	\$272,498,915	\$730,248	\$442,328,618
2025-2026	\$167,203,874	\$262,728,214	\$745,701	\$430,677,789
2026-2027	\$169,219,263	\$273,261,472	\$784,909	\$443,265,644
2027-2028	\$175,392,294	\$294,732,544	\$851,092	\$470,975,929
2028-2029	\$170,110,707	\$281,115,227	\$818,994	\$452,044,928
2029-2030	\$152,305,270	\$247,163,666	\$679,051	\$400,147,987
2030-2031	\$137,112,800	\$221,012,793	\$562,684	\$358,688,277
2031-2032	\$119,274,151	\$179,737,019	\$424,369	\$299,435,539
2032-2033	\$96,725,031	\$138,213,722	\$274,423	\$235,213,175
2033-2034	\$70,782,907	\$91,773,949	\$95,845	\$162,652,701
2034-2035	\$42,125,543	\$38,982,136	\$14,153	\$81,121,832
2035-2036	\$10,348,258	-\$20,399,163	-\$94,186	-\$10,145,091
2036-2037	-\$23,377,529	-\$46,954,110	-\$216,008	-\$70,547,648
2037-2038	-\$54,164,780	-\$64,521,699	-\$297,020	-\$118,983,499
2038-2039	-\$87,598,177	-\$88,727,630	-\$400,632	-\$176,726,439
2039-2040	-\$109,763,995	-\$117,455,910	-\$524,669	-\$227,744,574
2040-2041	-\$134,128,760	-\$152,015,609	-\$667,783	-\$286,812,152
2041-2042	-\$160,567,608	-\$192,075,599	-\$828,891	-\$353,472,098
2042-2043	-\$163,551,022	-\$169,933,782	-\$786,509	-\$334,271,312



Statewide																							
Delivery Year	SDG (2019-2021)	Original LGD	Original CS	LTPPA	Admin (2%)	Job Training	ILSFA	Forward Procurements (2017-2019)	SDG > 25 KW	LGD > 25 - 5000KW	Traditional Community Solar	Public Schools	Community Driven Community Solar	Equity Eligible Contractor	Utility Wind	Utility Solar	Brownfield	Available Funds at start of DY (including ACP)	DF Collections (Source: Utilities)	Available Funds at start of DY + Collections	Total Spend	EOY Balance	
2020-2021	\$138,157,520.03	\$63,618,527.03	\$33,495,038.55	\$30,848,800	\$4,504,720		\$11,761,800	\$2,851,200										\$460,710,832	\$225,236,001	\$685,946,833	\$289,737,420	\$403,209,413	
2021-2022	\$38,051,984.48	\$66,127,610.76	\$117,245,055.35	\$24,142,255	\$9,294,275		\$10,000,000	\$16,745,501										\$442,208,863	\$464,272,836	\$907,481,699	\$331,596,164	\$569,339,535	
2022-2023	\$4,865,250.00	\$69,230,000.00	\$110,612,886.78	\$22,663,345	\$11,200,000		\$24,692,814	\$5,865,250	\$235,723,555	\$26,754,756		\$0	\$18,737,534		\$0	\$19,789,280	\$0	\$0	\$386,250,835	\$487,462,904	\$5,123,831,530	\$599,141,184	\$6,724,971,714
2023-2024	\$0	\$58,681,888.43	\$105,861,890.43	\$17,721,007	\$11,779,769		\$24,692,814	\$51,187,725	\$153,445,991	\$51,187,725		\$38,482,867		\$9,471,594	\$0	\$0	\$0	\$0	\$424,671,712	\$588,088,451	\$1,013,660,163	\$571,331,545	\$1,584,991,708
2024-2025	\$0	\$36,527,278.01	\$102,098,789.28	\$17,412,542	\$11,743,303		\$24,692,814	\$147,844,831	\$46,078,827	\$10,000,000		\$0		\$0	\$0	\$0	\$0	\$442,238,618	\$587,115,372	\$1,029,354,000	\$598,766,001	\$1,628,120,001	
2025-2026	\$0	\$10,460,944.73	\$55,007,397.16	\$11,403,432	\$11,700,000		\$24,692,814	\$10,460,945	\$80,179,026	\$20,788,552		\$0		\$0	\$0	\$0	\$0	\$420,671,789	\$585,111,857	\$1,005,783,646	\$572,134,024	\$1,577,917,670	
2026-2027	\$0	\$10,519,818.74	\$43,537,518.84	\$11,715,114	\$10,000,000		\$24,692,814	\$10,519,819	\$47,656,231	\$44,307,327		\$0		\$0	\$0	\$0	\$0	\$419,134	\$575,029,327	\$990,165,354	\$547,951,027	\$1,547,116,381	
2027-2028	\$0	\$0	\$0	\$0	\$4,480,481	\$11,700,282	\$10,000,000	\$50,000,000	\$24,692,814	\$10,381,100	\$107,286,449				\$18,280,990			\$470,875,929	\$587,514,106	\$1,068,390,035	\$606,242,107	\$1,674,632,142	
2028-2029	\$0	\$0	\$0	\$0	\$4,528,132	\$11,807,810	\$10,000,000	\$50,000,000	\$24,692,814	\$11,865,096	\$118,818,407				\$17,454,844			\$501,247,928	\$598,292,055	\$1,099,540,002	\$642,088,436	\$1,761,628,438	
2029-2030	\$0	\$0	\$0	\$0	\$11,872,452	\$10,000,000	\$50,000,000	\$50,000,000	\$24,692,814	\$10,918,792	\$129,735,201				\$18,513,000			\$523,817,927	\$601,127,054	\$1,124,944,981	\$673,791,114	\$1,818,736,095	
2030-2031	\$0	\$0	\$0	\$0	\$4,303,414	\$11,809,812	\$10,000,000	\$50,000,000	\$24,692,814	\$11,515,138	\$139,476,881				\$19,258,568			\$535,297,217	\$592,861,596	\$1,128,158,813	\$692,031,234	\$1,920,190,047	
2031-2032	\$0	\$4,361,080	\$11,803,690	\$10,000,000	\$50,000,000		\$50,000,000	\$50,000,000	\$24,692,814	\$11,515,138	\$150,931,279				\$19,655,325			\$569,247,539	\$595,184,488	\$1,164,432,027	\$709,123,261	\$2,033,313,284	
2032-2033	\$0	\$0	\$0	\$0	\$11,865,132	\$10,000,000	\$50,000,000	\$50,000,000	\$24,692,814	\$11,071,752	\$167,900,817				\$19,445,438			\$598,199,864	\$599,266,182	\$1,197,466,045	\$747,391,381	\$2,174,857,465	
2033-2034	\$0	\$0	\$0	\$0	\$23,004,777	\$10,000,000	\$50,000,000	\$50,000,000	\$23,004,777	\$10,293,815	\$184,074,732				\$19,638,708			\$168,075,108	\$164,232,113	\$1,262,698,159	\$788,131,889	\$2,051,830,048	
2034-2035	\$0	\$12,038,469	\$10,000,000	\$50,000,000	\$50,000,000		\$50,000,000	\$50,000,000	\$12,038,469	\$10,004,146	\$181,175,290				\$14,049,845			\$160,861,423	\$160,924,445	\$1,274,622,604	\$808,873,219	\$1,913,495,823	
2035-2036	\$0	\$0	\$0	\$0	\$12,079,586	\$10,000,000	\$50,000,000	\$50,000,000	\$0	\$0	\$187,848,480				\$14,884,533			\$167,853,791	\$167,853,791	\$1,286,576,400	\$806,259,807	\$2,092,836,207	
2036-2037	\$0	\$0	\$0	\$0	\$12,132,089	\$10,000,000	\$50,000,000	\$50,000,000	\$0	\$0	\$175,731,227				\$16,002,417			\$162,816,590	\$162,816,590	\$1,298,792,991	\$808,945,997	\$2,179,738,988	
2037-2038	\$0	\$0	\$0	\$0	\$12,139,676	\$10,000,000	\$50,000,000	\$50,000,000	\$0	\$0	\$175,731,227				\$16,002,417			\$162,816,590	\$162,816,590	\$1,298,792,991	\$808,945,997	\$2,179,738,988	
2038-2039	\$0	\$0	\$0	\$0	\$12,170,071	\$10,000,000	\$50,000,000	\$50,000,000	\$0	\$0	\$175,731,227				\$16,002,417			\$162,816,590	\$162,816,590	\$1,298,792,991	\$808,945,997	\$2,179,738,988	
2039-2040	\$0	\$0	\$0	\$0	\$12,170,071	\$10,000,000	\$50,000,000	\$50,000,000	\$0	\$0	\$175,731,227				\$16,002,417			\$162,816,590	\$162,816,590	\$1,298,792,991	\$808,945,997	\$2,179,738,988	
2040-2041	\$0	\$0	\$0	\$0	\$12,170,071	\$10,000,000	\$50,000,000	\$50,000,000	\$0	\$0	\$175,731,227				\$16,002,417			\$162,816,590	\$162,816,590	\$1,298,792,991	\$808,945,997	\$2,179,738,988	
2041-2042	\$0	\$0	\$0	\$0	\$12,170,071	\$10,000,000	\$50,000,000	\$50,000,000	\$0	\$0	\$175,731,227				\$16,002,417			\$162,816,590	\$162,816,590	\$1,298,792,991	\$808,945,997	\$2,179,738,988	
2042-2043	\$0	\$0	\$0	\$0	\$12,170,071	\$10,000,000	\$50,000,000	\$50,000,000	\$0	\$0	\$175,731,227				\$16,002,417			\$162,816,590	\$162,816,590	\$1,298,792,991	\$808,945,997	\$2,179,738,988	

Ameron 27.32%																										
Delivery Year	Original SDG	Original LGD	Original CS	LTPPA	Admin [2%]	Job Training	ILSFA	Forward Procurements	SDG > 25 KW	LGD > 25 - 5000KW	Traditional Community Solar	Public Schools	Community Driven Community Solar	Equity Eligible Contractor	Utility Wind	Utility Solar	Brownfield	Available Funds at start of OF (including ACP)	DF Collections (Provided by Utilities)	Available Funds at start of OF + Collections	Total Spend	EOY Balance				
2020-2021	\$37,741,871.32	\$16,832,947.85	\$9,150,354.93	\$7,753,000			\$17,350,590	\$8,367,257										\$164,214,832	\$64,305,855	\$228,524,687	\$76,621,329	\$151,903,358				
2021-2022	\$10,395,041.17	\$18,064,740.71	\$32,034,467.82	\$5,554,000	\$2,518,142		\$13,659,000	\$4,907,347										\$151,903,358	\$128,499,753	\$280,403,111	\$88,748,738	\$191,654,373				
2022-2023	\$1,329,000.00	\$20,000,000.00	\$32,034,467.82	\$5,554,000	\$2,518,142		\$13,659,000	\$4,907,347	\$20,000,000	\$2,518,142								\$151,903,358	\$128,499,753	\$280,403,111	\$88,748,738	\$191,654,373				
2023-2024	\$0	\$16,031,996.44	\$28,919,351.23	\$3,550,000	\$1,317,997		\$13,659,000	\$7,242,386	\$16,031,996	\$3,550,000								\$151,903,358	\$128,499,753	\$280,403,111	\$88,748,738	\$191,654,373				
2024-2025	\$0	\$9,990,814.91	\$27,889,148.16	\$3,259,000	\$1,037,267		\$13,659,000	\$4,907,347	\$9,990,815	\$3,259,000								\$151,903,358	\$128,499,753	\$280,403,111	\$88,748,738	\$191,654,373				
2025-2026	\$0	\$8,851,721.43	\$25,176,000	\$3,000,000	\$888,817		\$13,659,000	\$7,242,386	\$8,851,721	\$3,000,000								\$151,903,358	\$128,499,753	\$280,403,111	\$88,748,738	\$191,654,373				
2026-2027	\$0	\$2,895,264.48	\$12,195,556.46	\$1,750,000	\$724,239		\$13,659,000	\$7,242,386	\$2,895,264	\$1,750,000								\$151,903,358	\$128,499,753	\$280,403,111	\$88,748,738	\$191,654,373				
2027-2028	\$0	\$0	\$0	\$0	\$203,000	\$3,209,942	\$13,659,000	\$7,242,386	\$0	\$0	\$3,209,942							\$151,903,358	\$128,499,753	\$280,403,111	\$88,748,738	\$191,654,373				
2028-2029	\$0	\$0	\$0	\$0	\$203,000	\$3,209,942	\$13,659,000	\$7,242,386	\$0	\$0	\$3,209,942							\$151,903,358	\$128,499,753	\$280,403,111	\$88,748,738	\$191,654,373				
2029-2030	\$0	\$0	\$0	\$0	\$203,000	\$3,209,942	\$13,659,000	\$7,242,386	\$0	\$0	\$3,209,942							\$151,903,358	\$128,499,753	\$280,403,111	\$88,748,738	\$191,654,373				
2030-2031	\$0	\$0	\$0	\$0	\$203,000	\$3,209,942	\$13,659,000	\$7,242,386	\$0	\$0	\$3,209,942							\$151,903,358	\$128,499,753	\$280,403,111	\$88,748,738	\$191,654,373				
2031-2032	\$0	\$0	\$0	\$0	\$203,000	\$3,209,942	\$13,659,000	\$7,242,386	\$0	\$0	\$3,209,942							\$151,903,358	\$128,499,753	\$280,403,111	\$88,748,738	\$191,654,373				
2032-2033	\$0	\$0	\$0	\$0	\$203,000	\$3,209,942	\$13,659,000	\$7,242,386	\$0	\$0	\$3,209,942							\$151,903,358	\$128,499,753	\$280,403,111	\$88,748,738	\$191,654,373				
2033-2034	\$0	\$0	\$0	\$0	\$203,000	\$3,209,942	\$13,659,000	\$7,242,386	\$0	\$0	\$3,209,942							\$151,903,358	\$128,499,753	\$280,403,111	\$88,748,738	\$191,654,373				
2034-2035	\$0	\$0	\$0	\$0	\$203,000	\$3,209,942	\$13,659,000	\$7,242,386	\$0	\$0	\$3,209,942							\$151,903,358	\$128,499,753	\$280,403,111	\$88,748,738	\$191,654,373				
2035-2036	\$0	\$0	\$0	\$0	\$203,000	\$3,209,942	\$13,659,000	\$7,242,386	\$0	\$0	\$3,209,942							\$151,903,358	\$128,499,753	\$280,403,111	\$88,748,738	\$191,654,373				
2036-2037	\$0	\$0	\$0	\$0	\$203,000	\$3,209,942	\$13,659,000	\$7,242,386	\$0	\$0	\$3,209,942							\$151,903,358	\$128,499,753	\$280,403,111	\$88,748,738	\$191,654,373				
2037-2038	\$0	\$0	\$0	\$0	\$203,000	\$3,209,942	\$13,659,000	\$7,242,386	\$0	\$0	\$3,209,942							\$151,903,358	\$128,499,753	\$280,403,111	\$88,748,738	\$191,654,373				
2038-2039	\$0	\$0	\$0	\$0	\$203,000	\$3,209,942	\$13,659,000	\$7,242,386	\$0	\$0	\$3,209,942							\$151,903,358	\$128,499,753	\$280,403,111	\$88,748,738	\$191,654,373				
2039-2040	\$0	\$0	\$0	\$0	\$203,000	\$3,209,942	\$13,659,000	\$7,242,386	\$0	\$0	\$3,209,942							\$151,903,358	\$128,499,753	\$280,403,111	\$88,748,738	\$191,654,373				
2040-2041	\$0	\$0	\$0	\$0	\$203,000	\$3,209,942	\$13,659,000	\$7,242,386	\$0	\$0	\$3,209,942							\$151,903,358	\$128,499,753	\$280,403,111	\$88,748,738	\$191,654,373				
2041-2042	\$0	\$0	\$0	\$0	\$203,000	\$3,209,942	\$13,659,000	\$7,242,386	\$0	\$0	\$3,209,942							\$151,903,358	\$128,499,753	\$280,403,111	\$88,748,738	\$191,654,373				
2042-2043	\$0	\$0	\$0	\$0	\$203,000	\$3,209,942	\$13,659,000	\$7,242,386	\$0	\$0	\$3,209,942															



Delivery Year	SDG RECs	LDG RECs	CS RECs	ABP RECs under contract (#RECs)	LTPA	Legacy DG	Forward Procurement	Illinois Solar for All	Non-ABP RECs under contract (#RECs)	SDG < 25 kW	LDG > 25 - 5000kW	Traditional Community Solar	Public Schools	Community Driven Community Solar	Equity Eligible Contractor	Utility Wind	Utility Solar	Brownfield	Expected Future Activities	Total new RECs	Total Recs	
2020-21	169,320	332,608	150,680	-	652,608	1,861,725	3,273	730,000	58,272	-	2,653,270	-	-	-	-	-	-	-	-	-	-	3,305,878
2021-22	189,971	425,963	412,124	-	1,028,058	1,861,725	21,732	2,988,671	65,182	-	4,932,309	-	-	-	-	-	-	-	-	-	-	5,960,367
2022-23	247,868	445,976	418,358	-	1,112,927	1,861,725	5,613	64,456	64,856	-	4,503,382	324,385	363,420	-	296,211	-	182,433	-	-	-	1,166,448	6,786,992
2023-24	283,246	535,409	441,111	-	1,250,376	1,861,725	-	534,206	64,531	4,497,405	484,881	534,206	607,232	447,909	63,685	2,687,822	-	-	-	47,000	2,447,735	10,195,516
2024-25	270,984	534,692	438,006	-	1,244,561	1,861,725	-	457,149	64,209	6,497,082	644,576	704,137	900,554	588,874	132,706	35,724	-	-	-	-	3,397,215	11,138,855
2025-26	268,026	533,094	436,211	-	1,238,782	1,861,725	-	457,149	63,888	6,496,761	803,472	873,219	1,102,410	748,109	163,589	417,321	2,210,000	1,948,001	71,491	140,295	8,524,000	16,809,541
2026-27	265,193	533,300	434,538	-	1,233,000	1,861,725	-	457,149	63,568	6,496,442	963,571	1,054,636	1,489,807	1,076,318	210,174	531,436	3,960,000	2,938,151	138,126	187,960	12,619,600	20,009,063
2027-28	262,380	532,010	432,355	-	1,226,095	1,861,725	-	457,149	63,390	6,496,124	1,118,884	1,208,851	1,771,752	1,072,458	258,517	609,130	5,710,000	3,503,609	202,435	233,825	18,005,456	
2028-29	265,297	525,318	430,255	-	1,220,088	1,861,725	-	457,149	62,934	6,495,808	1,275,408	1,373,469	2,029,252	1,163,471	508,617	688,406	82,100,000	3,502,690	326,423	280,590	19,593,617	
2029-30	266,548	539,957	432,042	-	1,214,947	1,861,725	-	457,149	62,619	6,495,493	1,451,135	2,495,314	1,807,823	1,544,477	771,285	107,100,000	7,884,320	450,416	115,752	17,111,852	34,822,293	
2030-31	268,496	514,917	425,902	-	1,209,315	1,861,725	-	457,149	62,306	6,495,180	1,586,113	2,629,946	1,449,464	1,402,098	853,710	132,100,000	9,805,008	574,414	350,913	12,627,787	40,332,282	
2031-32	259,209	536,272	423,779	-	1,199,253	1,861,725	-	457,149	61,995	6,494,868	1,740,301	1,870,104	2,913,155	1,590,396	449,481	955,743	157,100,000	11,845,772	698,416	586,075	38,149,445	
2032-33	258,709	536,269	421,654	-	1,196,631	-	-	457,149	61,685	6,494,553	2,033,356	3,398,968	1,750,621	1,696,626	107,786	182,100,000	13,805,563	822,424	471,337	43,646,862	49,474,307	
2033-34	258,390	519,892	419,546	-	1,193,802	-	-	414,149	61,376	6,494,238	2,044,368	2,195,792	3,475,331	1,870,149	543,356	1,098,580	207,100,000	15,807,411	946,437	456,398	49,150,005	
2034-35	200,942	444,647	417,448	-	1,063,607	-	-	414,149	61,070	4,202,238	2,198,225	2,357,436	3,754,314	2,008,978	590,212	1,179,388	232,100,000	17,788,274	1,070,455	493,560	54,648,952	
2035-36	78,381	189,651	319,613	-	587,656	-	-	384,149	60,764	3,901,913	2,245,383	2,423,231	4,028,905	2,147,112	636,664	1,259,793	257,100,000	19,369,462	1,354,478	526,722	60,143,706	
2036-2037	41,134	87,255	34,203	-	162,682	-	-	60,460	60,460	2,499,755	2,499,755	2,499,755	4,308,101	2,284,556	682,864	1,339,795	282,100,000	21,750,585	1,338,505	563,883	65,634,286	
2037-2038	-	-	-	-	154	-	-	60,158	60,158	2,348,485	2,500,357	2,500,357	4,582,919	2,471,313	728,843	1,250,178	307,100,000	23,713,892	1,442,538	597,045	70,313,510	
2038-2039	-	-	-	-	-	-	-	59,857	59,857	2,348,485	2,500,357	2,500,357	4,896,361	2,557,386	715,519	1,250,178	332,100,000	25,111,172	1,596,575	632,207	75,440,100	
2039-2040	-	-	-	-	-	-	-	59,558	59,558	2,348,485	2,500,357	2,500,357	5,128,440	2,602,778	715,519	1,250,178	357,100,000	27,604,607	1,690,617	667,368	80,398,550	
2040-2041	-	-	-	-	-	-	-	59,260	59,260	2,348,485	2,500,357	2,500,357	5,399,157	2,827,493	715,519	1,250,178	382,100,000	29,929,134	1,814,664	702,530	85,444,518	
2041-2042	-	-	-	-	-	-	-	58,964	58,964	2,188,867	2,127,774	2,127,774	5,668,520	2,813,356	715,519	1,180,877	402,100,000	31,657,213	1,938,716	717,492	89,919,553	
2042-2043	-	-	-	-	-	-	-	58,669	58,669	2,025,059	2,116,051	2,116,051	5,646,177	2,531,334	666,126	1,079,007	432,100,000	33,639,644	2,062,772	777,851	93,781,807	
2042-2045	-	-	-	-	-	-	-	-	-	-	-	-	-	-	-	-	-	-	-	-	-	93,840,476

Ameren																						
27.32%																						
Delivery Year	SDG RECs	LDG RECs	CS RECs	ABP RECs under contract (#<=0)	LTPA	Legacy DG	Forward Procurement	Illinois Solar for All	Non-ABP RECs under contract (#>=0)	SDG < 25 kW	LDG > 25 - 5000kW	Traditional Community Solar	Public Schools	Community Driven Community Solar	Equity Eligible Contractor	Utility Wind	Utility Solar	Brownfield	Expected Future Activities	Total new RECs	Total Recs	
2020-21	49,883	94,777	60,761	-	204,903	600,000	3,273	214,109	15,919	833,303	-	-	-	-	-	-	-	-	-	-	1,038,202	
2021-22	60,092	121,339	114,836	-	296,267	600,000	2,838	246,734	21,806	1,895,754	-	-	-	-	-	-	-	-	-	-	2,792,005	
2022-23	67,213	120,928	117,021	-	306,562	600,000	327	1,340,716	17,717	1,598,761	86,635	99,279	-	80,919	-	49,837	-	-	-	-	2,583,971	
2023-24	74,812	145,554	120,503	-	340,889	600,000	-	1,340,716	17,629	1,938,345	132,460	165,884	103,994	17,398	73,164	-	-	-	-	12,839	668,672	2,967,886
2024-25	74,022	145,986	119,900	-	339,308	600,000	-	1,340,716	17,541	1,938,257	176,085	192,256	240,013	100,896	80,804	96,974	-	-	-	25,551	679,623	3,226,616
2025-26	73,213	145,222	119,851	-	337,756	600,000	-	1,340,716	17,463	1,938,169	219,492	238,546	325,743	200,544	44,514	155,467	693,726	532,179	20,077	88,246	2,345,245	
2026-27	72,445	145,059	118,704	-	336,209	600,000	-	1,340,716	17,366	1,938,086	262,683	284,505	405,073	240,021	57,415	142,446	1,081,793	802,699	37,793	51,101	3,365,468	
2027-28	71,682	144,898	118,111	-	334,672	600,000	-	1,340,716	17,279	1,937,995	305,657	349,234	484,007	279,300	70,622	165,509	1,559,898	1,071,885	55,263	63,876	4,346,030	
2028-29	72,504	143,117	117,500	-	333,141	600,000	-	1,340,716	17,192	1,937,909	348,416	375,724	562,546	318,183	83,762	180,009	2,242,862	1,362,866	89,172	78,052	5,389,895	
2029-30	72,929	143,757	116,933	-	333,619	600,000	-	1,340,716	17,106	1,937,823	390,962	417,007	640,693	317,271	96,386	210,694	2,925,738	2,153,893	123,045	86,257	7,406,416	
2030-31	73,351	145,403	116,348	-	330,154	600,000	-	1,340,716	17,021	1,937,737	433,294	468,054	718,449	395,564	109,885	231,217	3,668,708	2,484,947	156,918	95,862	8,931,259	
2031-32	74,316	146,314	115,766	-	326,881	600,000	-	1,340,716	16,936	1,937,651	476,815	512,708	795,686	429,168	132,708	259,686	4,291,658	3,193,037	190,791	109,458	10,043,903	
2032-33	76,074	146,314	115,187	-	324,716	600,000	-	1,340,716	16,851	1,937,567	517,326	579,472	872,796	477,726	277,924	497,608	3,773,135	2,264,670	115,073	120,744	11,027,467	
2033-34	76,587	146,303	114,611	-	325,407	600,000	-	1,340,716	16,767	1,937,480	559,027	599,847	949,911	510,887	148,483	305,110	5,657,558	4,318,248	236,548	124,679	13,426,796	
2034-35	74,893	129,701	114,018	-	289,633	600,000	-	1,214,597	16,683	1,647,999	600,519	649,999	1,025,044	548,813	161,234	321,185	6,340,505	4,809,438	292,427	136,284	14,449,914	
2035-36	71,415	106,955	87,312	-	271,131	600,000	-	1,126,607	16,600	1,450,804	647,930	1,101,435	586,548	737,921	334,150	702,458	5,600,613	326,307	143,800	163,642	17,732,946	
2036-2037	71,234	21,893	9,371	-	16,517	600,000	-	16,517	682,883	731,642	1,174,887	624,095	186,545	346,005	7,706,408	5,941,825	360,189	381,205	153,495	17,929,974	17,990,989	
2037-2038	-	-	-	-	16,434	600,000	-	16,434	681,597	1,251,982	1,251,982	615,457	239,182	615,457	1,251,982	615,457	1,251,982	1,251,982	1,251,982	1,251,982	1,251,982	1,251,982
2038-2039	-	-	-	-	16,352	600,000	-	16,352	681,559	1,326,661	1,326,661	624,095	239,182	624,095	1,326,661	624,095	1,326,661	1,326,661	1,326,661	1,326,661	1,326,661	1,326,661
2039-2040	-	-	-	-	16,270	600,000	-	16,270	681,527	1,400,887	1,400,887	735,613	239,182	735,613	1,400,887	735,613	1,400,887	1,400,887	1,400,887	1,400,887	1,400,887	1,400,887
2040-2041	-	-	-	-	16,189	600,000	-	16,189	681,500	1,474,048	1,474,048	772,415	239,182	772,415	1,474,048	772,415	1,474,048	1,474,048	1,474,048	1,474,048	1,474,048	1,474,048
2041-2042	-	-	-	-	16,108	600,000	-	16,108	681,472	1,549,209	1,549,209	808,655	239,182	808,655	1,549,209	808,655	1,549,209	1,549,209	1,549,209	1,549,209	1,549,209	1,549,209
2042-2043	-	-	-	-	16,027	600,000	-	16,027	681,443	1,624,370	1,624,370	841,707	239,182	841,707	1,624,370	841,707	1,624,370	1,624,370	1,624,370	1,624,370	1,624,370	1,624,370

Table 3-11

Delivery Year	Legacy Programs			In Progress		Proposed in This Plan		Potential Future Activities		Set Asides	Total
	LTPPAs	2019-2020 ABP	2017-2019 Foreword Procurements	2021 ABP Blocks	Subsequent Forward Procurement (Wind, Solar, and Brownfield)	2022-2023 ABP	2022-2023 Wind, Solar, and Brownfield	2024-2030 ABP	2024-2030 Wind, Solar, and Brownfield	Solar for All & Admin and Job Training	Total Expenses
2020-2021	\$30,848,360	\$233,271,741	\$2,851,200	\$0	\$0	\$0	\$0	\$0	\$0	\$15,766,520	\$282,737,820
2021-2022	\$24,142,255	\$221,444,651	\$16,714,501	\$0	\$0	\$0	\$0	\$0	\$0	\$69,294,757	\$331,596,164
2022-2023	\$22,062,345	\$180,228,266	\$24,692,814	\$150,287,242	\$0	\$260,121,892	\$0	\$0	\$0	\$61,749,260	\$699,141,818
2023-2024	\$17,721,007	\$164,555,779	\$24,692,814	\$34,062,073	\$0	\$268,520,103	\$0	\$0	\$0	\$61,779,769	\$571,331,545
2024-2025	\$17,421,542	\$138,663,017	\$24,692,814	\$33,914,405	\$0	\$133,595,445	\$0	\$178,736,475	\$0	\$71,742,303	\$598,766,001
2025-2026	\$11,401,432	\$66,068,344	\$24,692,814	\$33,801,616	\$6,382,986	\$132,971,921	\$14,086,500	\$221,416,152	\$0	\$61,702,237	\$572,524,002
2026-2027	\$8,215,432	\$5,563,438	\$24,692,814	\$33,689,391	\$6,358,523	\$132,709,209	\$23,165,018	\$261,937,440	\$0	\$61,715,134	\$558,046,397
2027-2028	\$4,480,483	\$0	\$24,692,814	\$33,577,727	\$6,334,182	\$132,447,811	\$23,105,892	\$300,732,316	\$9,120,600	\$71,750,282	\$606,242,107
2028-2029	\$4,478,132	\$0	\$24,692,814	\$33,466,621	\$6,309,963	\$132,187,719	\$23,047,063	\$337,870,366	\$18,223,947	\$61,807,810	\$642,084,436
2029-2030	\$4,338,009	\$0	\$24,692,814	\$22,582,783	\$6,285,865	\$89,305,175	\$22,988,528	\$373,418,386	\$26,945,303	\$61,822,452	\$632,379,314
2030-2031	\$4,303,454	\$0	\$24,692,814	\$21,889,487	\$6,261,888	\$57,353,235	\$22,930,285	\$407,440,501	\$35,300,038	\$71,859,632	\$652,031,334

Delivery Year	Legacy Programs			In Progress		Proposed in This Plan		Potential Future Activities		Set Asides	Total
	LTPPAs	2019-2020 ABP	2017-2019 Foreword Procurements	2021 ABP Blocks	Subsequent Forward Procurement (Wind, Solar, and Brownfield)	2022-2023 ABP	2022-2023 Wind, Solar, and Brownfield	2024-2030 ABP	2024-2030 Wind, Solar, and Brownfield	Solar for All & Admin and Job Training	Total Expenses
2020-2021	\$30.85	\$233.27	\$2.85	\$0.00	\$0.00	\$0.00	\$0.00	\$0.00	\$0.00	\$15.77	\$282.74
2021-2022	\$24.14	\$221.44	\$16.71	\$0.00	\$0.00	\$0.00	\$0.00	\$0.00	\$0.00	\$69.29	\$331.60
2022-2023	\$22.06	\$180.23	\$24.69	\$150.29	\$0.00	\$260.12	\$0.00	\$0.00	\$0.00	\$61.75	\$699.14
2023-2024	\$17.72	\$164.56	\$24.69	\$34.06	\$0.00	\$268.52	\$0.00	\$0.00	\$0.00	\$61.78	\$571.33
2024-2025	\$17.42	\$138.66	\$24.69	\$33.91	\$0.00	\$133.60	\$0.00	\$178.74	\$0.00	\$71.74	\$598.77
2025-2026	\$11.40	\$66.07	\$24.69	\$33.80	\$6.38	\$132.97	\$14.09	\$221.42	\$0.00	\$61.70	\$572.52
2026-2027	\$8.22	\$5.56	\$24.69	\$33.69	\$6.36	\$132.71	\$23.17	\$261.94	\$0.00	\$61.72	\$558.05
2027-2028	\$4.48	\$0.00	\$24.69	\$33.58	\$6.33	\$132.45	\$23.11	\$300.73	\$9.12	\$71.75	\$606.24
2028-2029	\$4.48	\$0.00	\$24.69	\$33.47	\$6.31	\$132.19	\$23.05	\$337.87	\$18.22	\$61.81	\$642.08
2029-2030	\$4.34	\$0.00	\$24.69	\$22.58	\$6.29	\$89.31	\$22.99	\$373.42	\$26.95	\$61.82	\$632.38
2030-2031	\$4.30	\$0.00	\$24.69	\$21.89	\$6.26	\$57.35	\$22.93	\$407.44	\$35.30	\$71.86	\$652.03

Table 3-12

Delivery Year	Delivery Year Starting Balance	RPS Collections	Total Funds Available	Total Expenditures	Delivery Year Ending Balance
2020-2021	\$460,710,682.27	\$225,236,000.73	\$685,946,683.00	\$282,737,820.25	\$403,208,862.75
2021-2022	\$403,208,862.75	\$464,737,836.41	\$867,946,699.16	\$331,596,163.59	\$536,350,535.57
2022-2023	\$536,350,535.57	\$587,462,994.26	\$1,123,813,529.84	\$699,141,818.25	\$424,671,711.59
2023-2024	\$424,671,711.59	\$588,988,451.21	\$1,013,660,162.80	\$571,331,545.10	\$442,328,617.69
2024-2025	\$442,328,617.69	\$587,115,172.24	\$1,029,443,789.93	\$598,766,001.33	\$430,677,788.60
2025-2026	\$430,677,788.60	\$585,111,857.10	\$1,015,789,645.70	\$572,524,001.57	\$443,265,644.13
2026-2027	\$443,265,644.13	\$585,756,682.47	\$1,029,022,326.60	\$558,046,397.12	\$470,975,929.49
2027-2028	\$470,975,929.49	\$587,514,105.67	\$1,058,490,035.16	\$606,242,107.45	\$452,247,927.71
2028-2029	\$452,247,927.71	\$590,390,494.52	\$1,042,638,422.23	\$642,084,435.61	\$400,553,986.62
2029-2030	\$400,553,986.62	\$591,122,604.45	\$991,676,591.06	\$632,379,314.45	\$359,297,276.61
2030-2031	\$359,297,276.61	\$592,981,596.45	\$952,278,873.06	\$652,031,334.17	\$300,247,538.89

Delivery Year	Delivery Year Starting Balance	RPS Collections	Total Funds Available	Total Expenditures	Delivery Year Ending Balance
2020-2021	\$460.71	\$225.24	\$685.95	\$282.74	\$403.21
2021-2022	\$403.21	\$464.74	\$867.95	\$331.60	\$536.35
2022-2023	\$536.35	\$587.46	\$1,123.81	\$699.14	\$424.67
2023-2024	\$424.67	\$588.99	\$1,013.66	\$571.33	\$442.33
2024-2025	\$442.33	\$587.12	\$1,029.44	\$598.77	\$430.68
2025-2026	\$430.68	\$585.11	\$1,015.79	\$572.52	\$443.27
2026-2027	\$443.27	\$585.76	\$1,029.02	\$558.05	\$470.98
2027-2028	\$470.98	\$587.51	\$1,058.49	\$606.24	\$452.25
2028-2029	\$452.25	\$590.39	\$1,042.64	\$642.08	\$400.55
2029-2030	\$400.55	\$591.12	\$991.68	\$632.38	\$359.30
2030-2031	\$359.30	\$592.98	\$952.28	\$652.03	\$300.25

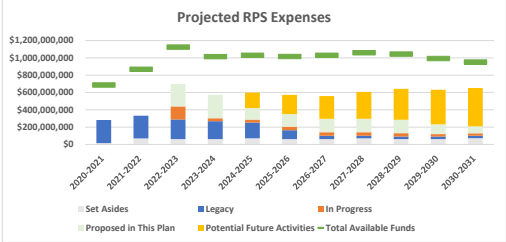


Figure 3.1. Total Statewide REC Portfolio

Delivery Year	Total Wind	Total Solar	Total All RECs
2021-2022	3,895,928	2,064,439	5,960,367
2022-2023	3,895,928	3,990,549	7,886,477
2023-2024	3,895,928	4,486,138	8,382,066
2024-2025	3,895,928	4,486,779	8,382,707
2025-2026	4,489,265	5,434,057	9,923,322
2026-2027	4,487,970	5,420,004	9,907,974

Delivery Year	Legacy Wind	Legacy Solar	New Wind	New Solar	Total Wind	Total Solar	Total All RECs
2021-2022	3,895,928	2,064,439	0	-	3,895,928	2,064,439	5,960,367
2022-2023	3,895,928	3,990,549	0	1,166,448	3,895,928	5,156,998	9,052,926
2023-2024	3,895,928	4,486,138	0	2,400,735	3,895,928	6,886,873	10,782,801
2024-2025	3,895,928	4,486,779	0	3,303,685	3,895,928	7,790,464	11,686,392
2025-2026	4,489,265	5,434,057	2,210,000	6,223,705	6,699,265	11,657,762	18,357,027

Table 3-1

Before Reopening		Ameren		ComEd		MidAm			
Delivery Year	Total Wind RECs	Total Solar RECs	Total Wind RECs	Total Solar RECs	Total Wind RECs	Total Solar RECs	Total	Total	
2020-21	810,680	228,778	1,747,320	516,265	2,409	426	3,305,878	3,305,878	
2021-22	1,202,387	562,473	2,686,725	1,494,514	7,452	5,960,367	5,960,367	7,452	
2022-23	1,202,387	1,043,188	2,686,725	2,663,680	6,816	12,739	7,615,544	7,615,544	
2023-24	1,202,387	1,132,918	2,686,725	2,706,141	6,816	12,794	7,747,781	7,747,781	
2024-25	1,202,387	1,127,253	2,686,725	2,705,723	6,816	12,739	7,741,644	7,741,644	
2025-26	1,202,387	1,121,615	2,686,725	2,705,312	6,816	12,687	7,735,543	7,735,543	
2026-27	1,202,387	1,115,006	2,686,725	2,704,893	6,816	12,635	7,729,462	7,729,462	
2027-28	1,202,387	1,110,425	2,686,725	2,704,482	6,816	11,884	7,722,819	7,722,819	
2028-29	1,202,387	1,104,872	2,686,725	2,704,063	6,816	11,832	7,716,716	7,716,716	
2029-30	1,202,387	1,099,347	2,686,725	2,703,712	6,816	11,454	7,710,440	7,710,440	
2030-31	1,202,387	1,093,849	2,686,725	2,703,342	6,816	11,376	7,704,495	7,704,495	

Table 3.5

Delivery Year	2019 LTPPAs	Legacy DG	2017-2019 Forward Procurements	2019-2021 Adjustable Block and Illinois Solar for All Programs	ABP Reopening	May 2022 Forward Procurements	Total	Overall RPS Target	Goal REC Gap
2020-21	1,861,725	3,273	730,000	710,880	-	-	3,305,878	21,149,182	17,843,305
2021-22	1,861,725	21,732	2,983,671	1,093,239	-	-	5,960,367	22,785,453	16,825,086
2022-23	1,861,725	5,613	4,571,149	1,177,058	270,933	-	7,886,477	24,664,977	16,775,500
2023-24	1,861,725	-	4,571,149	1,314,907	644,285	-	8,392,066	26,530,401	18,138,335
2024-25	1,861,725	-	4,571,149	1,308,770	641,064	-	8,382,707	28,243,094	19,860,387
2025-26	1,861,725	-	4,571,149	1,302,669	637,858	1,416,584	9,789,985	29,941,529	20,151,943
2026-27	1,861,725	-	4,571,149	1,296,589	634,669	1,411,801	9,775,932	33,570,903	23,794,971
2027-28	1,861,725	-	4,571,149	1,289,945	631,496	1,407,042	9,761,356	37,276,270	27,514,913
2028-29	1,861,725	-	4,571,149	1,283,842	628,338	1,402,307	9,747,361	41,078,330	31,330,969
2029-30	1,861,725	-	4,571,149	1,277,567	625,196	1,397,595	9,733,232	44,756,858	35,023,626
2030-31	1,861,725	-	4,571,149	1,271,621	622,070	1,392,907	9,719,473	48,533,851	38,814,378

Figure 3.2

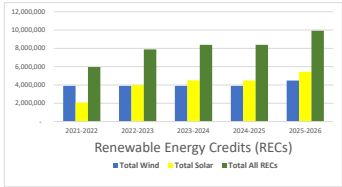
Delivery Year	LTPPA RECs	2017-2019 Forward Procurements	2019-2021 Adjustable Block and Illinois Solar for All Programs	ABP Reopening	May 2022 Forward Procurements	Total	REC GAP	RPS REC Goal %
2020-21	1,861,725	730,000	710,880	-	-	3,302,605	17,846,578	18%
2021-22	1,861,725	2,983,671	1,093,239	-	-	5,938,635	16,846,818	19%
2022-23	1,861,725	4,571,149	1,177,058	270,933	-	7,880,854	16,781,113	21%
2023-24	1,861,725	4,571,149	1,314,907	644,285	-	8,392,066	18,138,335	22%
2024-25	1,861,725	4,571,149	1,308,770	641,064	-	8,382,707	19,860,387	24%
2025-26	1,861,725	4,571,149	1,302,669	637,858	1,416,584	9,789,985	20,151,943	25%
2026-27	1,861,725	4,571,149	1,296,589	634,669	1,411,801	9,775,932	23,794,971	28%
2027-28	1,861,725	4,571,149	1,289,945	631,496	1,407,042	9,761,356	27,514,913	31%
2028-29	1,861,725	4,571,149	1,283,842	628,338	1,402,307	9,747,361	31,330,969	34%
2029-30	1,861,725	4,571,149	1,277,567	625,196	1,397,595	9,733,232	35,023,626	37%
2030-31	1,861,725	4,571,149	1,271,621	622,070	1,392,907	9,719,473	38,814,378	40%

Table 3-10

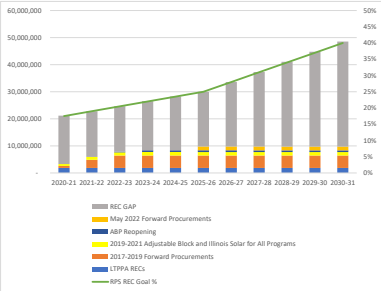
Delivery Year	Illinois Solar for All	Job Training (DCEO Budget)	Administrative Expenses (2% of Annual RPS Budget)	Total Set Asides
2020-21	\$11,261,800	\$0	\$4,504,720	\$15,766,520
2021-22	\$50,000,000	\$10,000,000	\$9,294,757	\$69,294,757
2022-23	\$50,000,000	\$0	\$11,749,260	\$61,749,260
2023-24	\$50,000,000	\$0	\$11,779,769	\$61,779,769
2024-25	\$50,000,000	\$10,000,000	\$11,742,303	\$71,742,303
2025-26	\$50,000,000	\$0	\$11,702,237	\$61,702,237
2026-27	\$50,000,000	\$0	\$11,715,134	\$61,715,134

Table 3-7

Delivery Year	Solar RECs	Wind RECs	Combined Wind and Solar RECs
2021-2022	2,064,439	3,895,928	5,960,367
2022-2023	3,990,549	3,895,928	7,886,477
2023-2024	4,486,138	3,895,928	8,382,066
2024-2025	4,486,779	3,895,928	8,382,707
2025-2026	5,434,057	4,489,265	9,923,322
2026-2027	5,430,004	4,487,970	9,907,974



Includes Reopening		Ameren		ComEd		MidAm	
Delivery Year	Total Wind RECs	Total Solar RECs	Total Wind RECs	Total Solar RECs	Total Wind RECs	Total Solar RECs	Total Solar RECs
2020-21	810,680	228,778	1,747,320	516,265	2,409	426	
2021-22	1,202,387	562,473	2,686,725	1,494,514	6,816	7,452	
2022-23	1,202,387	1,117,201	2,686,725	2,659,966	6,816	13,382	
2023-24	1,202,387	1,308,924	2,686,725	3,172,893	6,816	14,321	
2024-25	1,202,387	1,302,379	2,686,725	3,170,142	6,816	14,259	
2025-26	1,461,386	1,557,185	3,019,972	3,860,406	7,906	16,466	
2026-27	1,460,092	1,549,398	3,019,972	3,854,211	7,906	16,395	
2027-28	1,458,803	1,541,650	3,019,972	3,848,054	7,906	15,725	
2028-29	1,457,521	1,533,941	3,019,972	3,841,937	7,906	15,555	
2029-30	1,456,245	1,526,270	3,019,972	3,835,876	7,906	15,158	
2030-31	1,454,976	1,518,638	3,019,972	3,829,846	7,906	15,061	



Statewide Goals and Targets						
Delivery Year	Reference Year	Delivery Year RPS Goal Percentage	Total Applicable Reference Year RPS Budget (\$MMW)	Overall RPS Target (REC)	RPS Rate Cap (\$/MMW)	Delivery Year RPS Budget (\$)
2020-2021	2020-2021	11.5%	120,622,498	11,143,144	1.86	215,238,000
2021-2022	2020-2021	11.5%	119,107,445	12,785,455	1.88	454,727,895
2022-2023	2020-2021	11.5%	120,263,215	14,661,877	1.88	167,461,966
2023-2024	2020-2021	22.0%	120,263,215	26,130,401	4.88	569,388,451
2024-2025	2020-2021	23.0%	120,263,215	28,245,025	4.88	587,115,117
2025-2026	2020-2021	23.0%	118,797,125	29,941,829	4.88	585,111,857
2026-2027	2020-2021	23.0%	119,058,000	31,570,000	4.88	585,748,451
2027-2028	2020-2021	11.0%	119,058,000	17,270,129	4.88	187,114,105
2028-2029	2020-2021	11.0%	119,058,000	17,270,129	4.88	187,114,105
2029-2030	2020-2021	11.0%	119,058,000	17,270,129	4.88	187,114,105
2030-2031	2020-2021	40.0%	119,058,000	48,113,411	4.88	505,188,485
2031-2032	2020-2021	40.0%	119,058,000	48,113,411	4.88	505,188,485
2032-2033	2020-2021	41.8%	127,485,129	51,272,192	4.88	509,268,582
2033-2034	2020-2021	41.8%	127,479,125	51,511,064	4.88	600,218,821
2034-2035	2020-2021	43.7%	123,114,449	53,841,519	4.88	601,420,445
2035-2036	2020-2021	44.7%	113,158,427	55,339,114	4.88	601,615,792

Statewide RPS Budget Summary					
Delivery Year	Delivery Year Starting Balance	RPS Collections	Total Funds Available	Total Expenditures	Delivery Year Ending Balance
2020-2021	\$690,723,682	\$728,238,001	\$698,946,001	\$782,737,720	\$493,208,861
2021-2022	\$493,208,861	\$727,895,315	\$887,086,001	\$113,105,116	\$378,102,885
2022-2023	\$378,102,885	\$454,727,895	\$699,143,138	\$898,145,112	\$44,675,172
2023-2024	\$44,675,172	\$569,388,451	\$1,031,401,169	\$113,131,145	\$44,675,172
2024-2025	\$44,675,172	\$587,115,117	\$1,029,457,232	\$140,677,769	\$0
2025-2026	\$0	\$585,748,451	\$1,029,457,232	\$140,677,769	\$0
2026-2027	\$0	\$585,748,451	\$1,029,457,232	\$140,677,769	\$0
2027-2028	\$0	\$187,114,105	\$1,029,457,232	\$140,677,769	\$0
2028-2029	\$0	\$187,114,105	\$1,029,457,232	\$140,677,769	\$0
2029-2030	\$0	\$187,114,105	\$1,029,457,232	\$140,677,769	\$0
2030-2031	\$0	\$505,188,485	\$1,029,457,232	\$140,677,769	\$0
2031-2032	\$0	\$505,188,485	\$1,029,457,232	\$140,677,769	\$0
2032-2033	\$0	\$509,268,582	\$1,029,457,232	\$140,677,769	\$0
2033-2034	\$0	\$600,218,821	\$1,029,457,232	\$140,677,769	\$0
2034-2035	\$0	\$601,420,445	\$1,029,457,232	\$140,677,769	\$0
2035-2036	\$0	\$601,615,792	\$1,029,457,232	\$140,677,769	\$0

Statewide REC Portfolio						
Delivery Year	Legacy ABP REC	Legacy Non-ABP REC	New ABP REC	New Utility Scale & Renewable REC	Total REC	REC GAP
2020-2021	891,408	2,413,120	-	-	3,304,527.90	17,841,301
2021-2022	1,028,091	4,131,101	-	-	5,159,192.79	18,871,091
2022-2023	1,112,201	5,101,342	1,166,448.15	-	7,379,991.37	19,779,091
2023-2024	1,229,126	4,497,101	1,400,125.05	-	7,126,351.20	19,769,091
2024-2025	1,401,901	4,497,101	1,401,482.15	-	7,300,484.30	17,169,091
2025-2026	1,239,761	4,496,761	1,402,101.00	9,300,542.70	13,439,165.70	13,439,165
2026-2027	1,410,901	4,496,451	1,400,401.00	7,000,000.00	13,307,753.00	13,307,753
2027-2028	1,429,401	4,496,141	1,400,531.00	9,778,278.90	13,604,350.90	13,604,351
2028-2029	1,429,401	4,496,141	1,400,531.00	9,778,278.90	13,604,350.90	13,604,351
2029-2030	1,429,401	4,496,141	1,400,531.00	9,778,278.90	13,604,350.90	13,604,351
2030-2031	1,429,401	4,496,141	1,400,531.00	9,778,278.90	13,604,350.90	13,604,351
2031-2032	1,429,401	4,496,141	1,400,531.00	9,778,278.90	13,604,350.90	13,604,351
2032-2033	1,429,401	4,496,141	1,400,531.00	9,778,278.90	13,604,350.90	13,604,351
2033-2034	1,429,401	4,496,141	1,400,531.00	9,778,278.90	13,604,350.90	13,604,351
2034-2035	1,429,401	4,496,141	1,400,531.00	9,778,278.90	13,604,350.90	13,604,351
2035-2036	1,429,401	4,496,141	1,400,531.00	9,778,278.90	13,604,350.90	13,604,351

Delivery Year	Delivery Year Starting Balance	RPS Collections	Total Funds Available	Total Expenditures	Delivery Year Ending Balance
2020-2021	\$469,71	\$273,24	\$669,35	\$267,74	\$403,21
2021-2022	\$403,21	\$449,74	\$852,95	\$311,40	\$541,55
2022-2023	\$541,55	\$517,46	\$1,059,01	\$369,17	\$689,84
2023-2024	\$689,84	\$588,99	\$1,278,83	\$421,31	\$857,52
2024-2025	\$857,52	\$587,17	\$1,444,69	\$469,71	\$975,00
2025-2026	\$975,00	\$587,15	\$1,562,15	\$517,12	\$1,045,03
2026-2027	\$1,045,03	\$587,15	\$1,639,18	\$569,25	\$1,069,93
2027-2028	\$1,069,93	\$587,15	\$1,639,18	\$569,25	\$1,069,93
2028-2029	\$1,069,93	\$587,15	\$1,639,18	\$569,25	\$1,069,93
2029-2030	\$1,069,93	\$587,15	\$1,639,18	\$569,25	\$1,069,93
2030-2031	\$1,069,93	\$587,15	\$1,639,18	\$569,25	\$1,069,93
2031-2032	\$1,069,93	\$587,15	\$1,639,18	\$569,25	\$1,069,93
2032-2033	\$1,069,93	\$587,15	\$1,639,18	\$569,25	\$1,069,93
2033-2034	\$1,069,93	\$587,15	\$1,639,18	\$569,25	\$1,069,93
2034-2035	\$1,069,93	\$587,15	\$1,639,18	\$569,25	\$1,069,93
2035-2036	\$1,069,93	\$587,15	\$1,639,18	\$569,25	\$1,069,93

American Goals and Targets						
Delivery Year	Reference Year	Delivery Year Target Percentage	Total Applicable Reference Year Delivered Volume (MMW)	Overall RPS Target (REC)	RPS Rate Cap (\$/MMW)	Delivery Year RPS Budget (\$)
2020-2021	2020-2021	17.0%	15,610,835	2,648,658	1.86	64,500,455
2021-2022	2020-2021	18.0%	15,454,811	2,717,138	1.81	128,499,755
2022-2023	2020-2021	22.0%	15,454,811	3,100,171	4.75	166,481,411
2023-2024	2020-2021	22.0%	15,454,811	3,100,171	4.75	159,288,101
2024-2025	2020-2021	23.0%	15,454,811	3,111,884	4.75	157,475,001
2025-2026	2020-2021	23.0%	15,454,811	3,111,884	4.75	157,475,001
2026-2027	2020-2021	23.0%	15,454,811	3,111,884	4.75	157,475,001
2027-2028	2020-2021	11.0%	15,454,811	1,717,138	4.75	157,475,001
2028-2029	2020-2021	11.0%	15,454,811	1,717,138	4.75	157,475,001
2029-2030	2020-2021	40.0%	15,454,811	11,311,809	4.75	157,475,001
2030-2031	2020-2021	40.0%	15,454,811	11,311,809	4.75	157,475,001
2031-2032	2020-2021	41.8%	15,454,811	11,311,809	4.75	157,475,001
2032-2033	2020-2021	41.8%	15,454,811	11,311,809	4.75	157,475,001
2033-2034	2020-2021	43.7%	15,454,811	11,311,809	4.75	157,475,001
2034-2035	2020-2021	44.7%	15,454,811	11,311,809	4.75	157,475,001
2035-2036	2020-2021	44.7%	15,454,811	11,311,809	4.75	157,475,001

American RPS Budget Summary					
Delivery Year	Delivery Year Starting Balance	RPS Collections	Total Funds Available	Delivery Year Ending Balance	
2020-2021	\$108,114,811	\$56,200,015	\$174,314,826	\$78,114,811	\$116,200,015
2021-2022	\$78,114,811	\$108,114,811	\$186,229,626	\$108,114,811	\$78,114,811
2022-2023	\$78,114,811	\$108,114,811	\$186,229,626	\$108,114,811	\$78,114,811
2023-2024	\$78,114,811	\$108,114,811	\$186,229,626	\$108,114,811	\$78,114,811
2024-2025	\$78,114,811	\$108,114,811	\$186,229,626	\$108,114,811	\$78,114,811
2025-2026	\$78,114,811	\$108,114,811	\$186,229,626	\$108,114,811	\$78,114,811
2026-2027	\$78,114,811	\$108,114,811	\$186,229,626	\$108,114,811	\$78,114,811
2027-2028	\$78,114,811	\$108,114,811	\$186,229,626	\$108,114,811	\$78,114,811
2028-2029	\$78,114,811	\$108,114,811	\$186,229,626	\$108,114,811	\$78,114,811
2029-2030	\$78,114,811	\$108,114,811	\$186,229,626	\$108,114,811	\$78,114,811
2030-2031	\$78,114,811	\$108,114,811	\$186,229,626	\$108,114,811	\$78,114,811
2031-2032	\$78,114,811	\$108,114,811	\$186,229,626	\$108,114,811	\$78,114,811
2032-2033	\$78,114,811	\$108,114,811	\$186,229,626	\$108,114,811	\$78,114,811
2033-2034	\$78,114,811	\$108,114,811	\$186,229,626	\$108,114,811	\$78,114,811
2034-2035	\$78,114,811	\$108,114,811	\$186,229,626	\$108,114,811	\$78,114,811
2035-2036	\$78,114,811	\$108,114,811	\$186,229,626	\$108,114,811	\$78,114,811

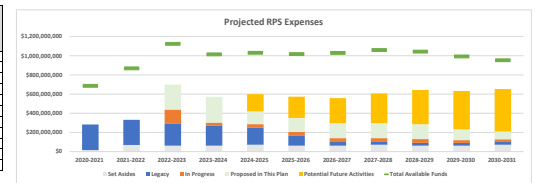
American REC Portfolio						
Delivery Year	Legacy ABP REC	Legacy Non-ABP REC	New ABP REC	New Utility Scale & Renewable REC	Total REC	REC GAP
2020-2021	204,001	813,001	-	-	1,017,002	5,145,444
2021-2022	204,001	1,401,124	1,401,124	-	2,806,125	4,845,124
2022-2023	204,001	1,401,124	1,401,124	-	2,806,125	4,845,124
2023-2024	204,001	1,401,124	1,401,124	-	2,806,125	4,845,124
2024-2025	204,001	1,401,124	1,401,124	-	2,806,125	4,845,124
2025-2026	204,001	1,401,124	1,401,124	-	2,806,125	4,845,124
2026-2027	204,001	1,401,124	1,401,124	-	2,806,125	4,845,124
2027-2028	204,001	1,401,124	1,401,124	-	2,806,125	4,845,124
2028-2029	204,001	1,401,124	1,401,124	-	2,806,125	4,845,124
2029-2030	204,001	1,401,124	1,401,124	-	2,806,125	4,845,124
2030-2031	204,001	1,401,124	1,401,124	-	2,806,125	4,845,124
2031-2032	204,001	1,401,124	1,401,124	-	2,806,125	4,845,124
2032-2033	204,001	1,401,124	1,401,124	-	2,806,125	4,845,124
2033-2034	204,001	1,401,124	1,401,124	-	2,806,125	4,845,124
2034-2035	204,001	1,401,124	1,401,124	-	2,806,125	4,845,124
2035-2036	204,001	1,401,124	1,401,124	-	2,806,125	4,845,124

Cumul Goals and Targets						
Delivery Year	Reference Year	Delivery Year RPS Goal Percentage	Total Applicable Reference Year RPS Budget (\$MMW)	Overall RPS Target (REC)	RPS Rate Cap (\$/MMW)	Delivery Year RPS Budget (\$)
2020-2021	2020-2021	11.5%	80,308,001	14,881,011	1.86	188,480,488
2021-2022	2020-2021	11.5%	80,308,001	16,527,011	1.88	188,480,488
2022-2023	2020-2021	22.0%	80,308,001	28,170,111	5.04	425,167,001
2023-2024	2020-2021	22.0%	80,308,001	28,170,111	5.04	425,167,001
2024-2025	2020-2021	23.0%	80,308,001	30,285,011	5.04	425,167,001
2025-2026	2020-2021	23.0%	80,308,001	30,285,011	5.04	425,167,001
2026-2027	2020-2021	23.0%	80,308,001	30,285,011	5.04	425,167,001
2027-2028	2020-2021	11.0%	80,308,001	16,527,011	5.04	425,167,001
2028-2029	2020-2021					

## Rate

Delivery Year	Legacy Programs			In Progress		Proposed in This Plan			Potential Future Activities		Total Expenses	Available Funds at start of FY - Collections	CDF Balance
	LTP/PA	2019-2020 ADP	2017-2019 Revenue Projections	2021 ADP Weeks	Subsequent Forward Projections (Midol, Later, and Rescinded)	2022-2023 ADP	2022-2023 Midol, Later, and Rescinded	2024-2025 ADP	2024-2025 Midol, Later, and Rescinded	2024-2025 Midol, Later, and Job Training			
2020-2021	\$30,848,560	\$23,271,741	\$2,851,200	\$0	\$0	\$0	\$0	\$0	\$0	\$15,746,520	\$32,737,820	\$485,946,683	\$401,208,863
2021-2022	\$34,142,315	\$21,444,603	\$16,714,503	\$0	\$0	\$0	\$0	\$0	\$0	\$99,256,727	\$33,106,144	\$567,946,695	\$1,536,150,336
2022-2023	\$22,062,345	\$180,278,366	\$24,692,814	\$100,387,243	\$0	\$260,121,892	\$0	\$0	\$61,749,360	\$699,141,818	\$1,121,811,530	\$434,671,712	\$2,021,831,530
2023-2024	\$17,721,007	\$164,555,779	\$24,692,814	\$34,062,073	\$0	\$268,520,103	\$0	\$0	\$61,779,769	\$571,331,545	\$1,031,660,163	\$442,138,618	\$2,463,969,600
2024-2025	\$15,437,843	\$136,966,031	\$24,692,814	\$19,934,400	\$0	\$135,266,449	\$0	\$128,286,425	\$0	\$712,743,309	\$598,766,005	\$1,039,444,760	\$430,677,769
2025-2026	\$11,401,412	\$66,966,344	\$24,692,814	\$13,801,614	\$6,387,086	\$152,971,921	\$14,086,500	\$221,416,152	\$0	\$61,700,337	\$577,524,002	\$1,031,789,646	\$443,245,644
2026-2027	\$8,215,432	\$5,545,438	\$24,692,814	\$13,689,391	\$6,358,523	\$152,709,209	\$23,165,018	\$261,937,440	\$0	\$61,735,134	\$558,046,397	\$1,029,022,327	\$470,975,929
2027-2028	\$4,480,343	\$0	\$24,692,814	\$13,573,727	\$6,342,147	\$134,447,831	\$22,105,783	\$200,232,249	\$5,120,400	\$71,708,329	\$626,541,027	\$1,028,490,030	\$462,347,928
2028-2029	\$4,716,131	\$0	\$24,692,814	\$13,465,621	\$6,309,563	\$132,187,713	\$22,047,063	\$137,870,356	\$18,273,947	\$61,807,853	\$642,084,436	\$1,043,636,423	\$460,553,587
2029-2030	\$4,338,070	\$0	\$24,692,814	\$12,582,783	\$6,285,895	\$89,305,175	\$22,988,518	\$137,418,386	\$26,945,363	\$61,827,457	\$632,379,314	\$999,676,639	\$399,287,277
2030-2031	\$4,303,454	\$0	\$24,692,814	\$12,389,487	\$6,261,268	\$87,350,236	\$22,900,085	\$107,440,501	\$53,300,038	\$71,740,539	\$605,031,334	\$991,278,873	\$390,247,539

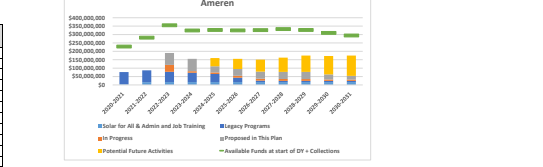
Delivery Year	Legacy Programs	In Progress	Proposed in This Plan	Potential Future Activities	Set Aside	Total Available Funds
2020-2021	\$266,971,300	\$0	\$0	\$0	\$0	\$15,266,520
2021-2022	\$262,301,407	\$0	\$0	\$0	\$0	\$69,256,727
2022-2023	\$226,981,425	\$150,287,242	\$260,121,892	\$0	\$0	\$61,749,360
2023-2024	\$206,969,600	\$34,062,073	\$268,520,103	\$0	\$0	\$61,779,769
2024-2025	\$180,777,273	\$33,914,405	\$135,266,449	\$178,726,475	\$0	\$712,743,309
2025-2026	\$102,162,590	\$40,184,602	\$147,058,421	\$221,416,152	\$0	\$61,700,337
2026-2027	\$38,473,683	\$40,047,913	\$155,874,226	\$261,937,440	\$0	\$61,735,134
2027-2028	\$28,473,399	\$28,814,069	\$155,526,703	\$200,232,249	\$5,120,400	\$71,708,329
2028-2029	\$27,175,045	\$33,776,584	\$155,234,756	\$137,870,356	\$18,273,947	\$61,807,853
2029-2030	\$20,030,823	\$28,868,648	\$112,293,702	\$400,363,689	\$61,802,452	\$991,676,591
2030-2031	\$28,996,268	\$28,151,375	\$80,285,526	\$442,740,539	\$71,659,632	\$992,278,873



## Ameren

Delivery Year	Legacy Programs			In Progress		Proposed in This Plan			Potential Future Activities		Total Expenses	Available Funds at start of FY - Collections	CDF Balance
	LTP/PA	2019-2020 ADP	2017-2019 Revenue Projections	2021 ADP Weeks	Subsequent Forward Projections (Midol, Later, and Rescinded)	2022-2023 ADP	2022-2023 Midol, Later, and Rescinded	2024-2025 ADP	2024-2025 Midol, Later, and Rescinded	2024-2025 Midol, Later, and Job Training			
2020-2021	\$7,713,000	\$63,725,174	\$836,257	\$0	\$0	\$0	\$0	\$0	\$0	\$4,307,098	\$76,621,529	\$228,524,687	\$151,903,158
2021-2022	\$5,554,000	\$60,494,350	\$4,802,147	\$0	\$0	\$0	\$0	\$0	\$0	\$16,188,142	\$87,148,718	\$281,403,713	\$194,213,995
2022-2023	\$4,842,000	\$69,234,750	\$7,242,318	\$41,051,469	\$0	\$71,060,099	\$0	\$0	\$16,861,601	\$709,903,372	\$354,737,318	\$164,433,966	\$1,044,172,318
2023-2024	\$3,461,000	\$44,951,348	\$7,242,318	\$9,305,077	\$0	\$71,314,322	\$0	\$0	\$16,876,997	\$355,133,110	\$324,731,583	\$168,099,455	\$1,212,913,873
2024-2025	\$3,259,000	\$37,879,963	\$7,242,318	\$9,364,737	\$0	\$36,495,604	\$0	\$48,827,230	\$0	\$16,866,762	\$327,039,556	\$187,203,874	\$167,039,556
2025-2026	\$3,276,000	\$10,046,500	\$7,242,318	\$9,713,923	\$1,743,004	\$36,255,269	\$3,848,150	\$60,486,485	\$0	\$16,853,617	\$355,960,251	\$324,731,530	\$168,153,263
2026-2027	\$3,003,000	\$1,511,826	\$7,242,318	\$9,301,368	\$1,737,021	\$36,255,269	\$6,328,419	\$36,839,346	\$350,902,626	\$256,294,920	\$379,382,284	\$167,039,556	\$1,380,294,920
2027-2028	\$3,003,000	\$0	\$7,242,318	\$9,172,763	\$1,730,372	\$36,182,093	\$6,312,058	\$83,154,054	\$2,491,546	\$168,868,942	\$322,357,244	\$332,467,951	\$1,710,110,707
2028-2029	\$3,003,000	\$0	\$7,242,318	\$9,142,427	\$1,733,756	\$36,111,041	\$6,285,967	\$95,292,426	\$4,878,418	\$168,868,942	\$322,357,244	\$332,467,951	\$1,710,110,707
2029-2030	\$3,003,000	\$0	\$7,242,318	\$9,142,427	\$1,733,756	\$36,111,041	\$6,285,967	\$95,292,426	\$4,878,418	\$168,868,942	\$322,357,244	\$332,467,951	\$1,710,110,707
2030-2031	\$3,003,000	\$0	\$7,242,318	\$9,142,427	\$1,733,756	\$36,111,041	\$6,285,967	\$95,292,426	\$4,878,418	\$168,868,942	\$322,357,244	\$332,467,951	\$1,710,110,707

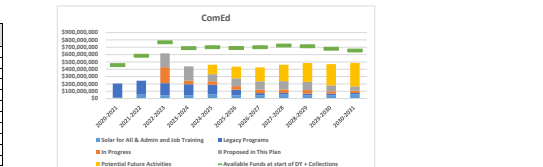
Delivery Year	Legacy Programs	In Progress	Proposed in This Plan	Potential Future Activities	Set Aside for All & Admin and Job Training	Available Funds at start of FY - Collections
2020-2021	\$72,314,431	\$0	\$0	\$0	\$4,307,098	\$228,524,687
2021-2022	\$70,950,596	\$0	\$0	\$0	\$16,188,142	\$281,403,713
2022-2023	\$61,115,142	\$41,051,469	\$71,060,099	\$0	\$16,861,601	\$1,044,172,318
2023-2024	\$55,996,734	\$9,305,077	\$71,314,322	\$0	\$16,876,997	\$1,212,913,873
2024-2025	\$48,331,349	\$9,264,737	\$36,495,604	\$48,827,230	\$16,866,762	\$1,670,395,556
2025-2026	\$28,566,936	\$10,077,629	\$40,174,419	\$60,486,485	\$16,853,617	\$324,731,530
2026-2027	\$8,965,206	\$10,940,889	\$42,581,721	\$71,556,070	\$16,853,346	\$256,294,920
2027-2028	\$7,445,386	\$10,903,135	\$42,454,161	\$84,645,620	\$16,868,942	\$332,467,951
2028-2029	\$7,445,386	\$10,903,135	\$42,454,161	\$84,645,620	\$16,868,942	\$332,467,951
2029-2030	\$7,445,386	\$10,903,135	\$42,454,161	\$84,645,620	\$16,868,942	\$332,467,951
2030-2031	\$7,445,386	\$10,903,135	\$42,454,161	\$84,645,620	\$16,868,942	\$332,467,951



## ComEd

Delivery Year	Legacy Programs			In Progress		Proposed in This Plan			Potential Future Activities		Total Expenses	Available Funds at start of FY - Collections	CDF Balance
	LTP/PA	2019-2020 ADP	2017-2019 Revenue Projections	2021 ADP Weeks	Subsequent Forward Projections (Midol, Later, and Rescinded)	2022-2023 ADP	2022-2023 Midol, Later, and Rescinded	2024-2025 ADP	2024-2025 Midol, Later, and Rescinded	2024-2025 Midol, Later, and Job Training			
2020-2021	\$23,095,300	\$168,991,717	\$2,005,514	\$0	\$0	\$0	\$0	\$0	\$0	\$11,422,055	\$205,516,662	\$456,348,757	\$250,832,096
2021-2022	\$18,258,413	\$160,425,577	\$1,746,993	\$0	\$0	\$0	\$0	\$0	\$0	\$12,961,987	\$244,728,612	\$484,190,811	\$344,190,811
2022-2023	\$17,230,343	\$150,366,367	\$1,746,993	\$108,875,592	\$108,875,592	\$188,445,309	\$0	\$0	\$44,734,251	\$188,445,309	\$44,734,251	\$176,777,014	\$521,974,014
2023-2024	\$14,120,007	\$119,212,434	\$1,746,993	\$24,676,269	\$24,676,269	\$194,529,389	\$0	\$0	\$44,734,251	\$194,529,389	\$44,734,251	\$176,777,014	\$666,703,014
2024-2025	\$14,120,007	\$119,212,434	\$1,746,993	\$24,676,269	\$24,676,269	\$194,529,389	\$0	\$0	\$44,734,251	\$194,529,389	\$44,734,251	\$176,777,014	\$781,432,014
2025-2026	\$14,120,007	\$119,212,434	\$1,746,993	\$24,676,269	\$24,676,269	\$194,529,389	\$0	\$0	\$44,734,251	\$194,529,389	\$44,734,251	\$176,777,014	\$896,161,014
2026-2027	\$14,120,007	\$119,212,434	\$1,746,993	\$24,676,269	\$24,676,269	\$194,529,389	\$0	\$0	\$44,734,251	\$194,529,389	\$44,734,251	\$176,777,014	\$1,010,890,014
2027-2028	\$14,120,007	\$119,212,434	\$1,746,993	\$24,676,269	\$24,676,269	\$194,529,389	\$0	\$0	\$44,734,251	\$194,529,389	\$44,734,251	\$176,777,014	\$1,125,619,014
2028-2029	\$14,120,007	\$119,212,434	\$1,746,993	\$24,676,269	\$24,676,269	\$194,529,389	\$0	\$0	\$44,734,251	\$194,529,389	\$44,734,251	\$176,777,014	\$1,240,348,014
2029-2030	\$14,120,007	\$119,212,434	\$1,746,993	\$24,676,269	\$24,676,269	\$194,529,389	\$0	\$0	\$44,734,251	\$194,529,389	\$44,734,251	\$176,777,014	\$1,355,077,014
2030-2031	\$14,120,007	\$119,212,434	\$1,746,993	\$24,676,269	\$24,676,269	\$194,529,389	\$0	\$0	\$44,734,251	\$194,529,389	\$44,734,251	\$176,777,014	\$1,469,806,014

Delivery Year	Legacy Programs	In Progress	Proposed in This Plan	Potential Future Activities	Set Aside for All & Admin and Job Training	Available Funds at start of FY - Collections
2020-2021	\$194,094,606	\$0	\$0	\$0	\$11,422,055	\$456,348,757
2021-2022	\$190,770,826	\$0	\$0	\$0	\$12,961,987	\$484,190,811
2022-2023	\$165,155,631	\$127,731,384	\$188,445,309	\$0	\$44,734,251	\$1,044,172,318
2023-2024	\$150,901,380	\$49,352,637	\$194,529,389	\$0	\$44,734,251	\$1,212,913,873
2024-2025	\$131,983,003	\$49,138,682	\$194,529,389	\$48,827,230	\$16,866,762	\$1,670,395,556
2025-2026	\$79,311,382	\$48,975,361	\$194,529,389	\$60,486,485	\$16,853,617	\$324,731,530
2026-2027	\$29,411,803	\$48,827,230	\$194,529,389	\$71,556,070	\$16,853,346	\$256,294,920
2027-2028	\$21,849,431	\$48,827,230	\$194,529,389	\$84,645,620	\$16,868,942	\$332,467,951
2028-2029	\$21,849,431	\$48,827,230	\$194,529,389	\$84,645,620	\$16,868,942	\$332,467,951
2029-2030	\$21,849,431	\$48,827,230	\$194,529,389	\$84,645,620	\$16,868,942	\$332,467,951
2030-2031	\$21,849,431	\$48,827,230	\$194,529,389	\$84,645,620	\$16,868,942	\$332,467,951

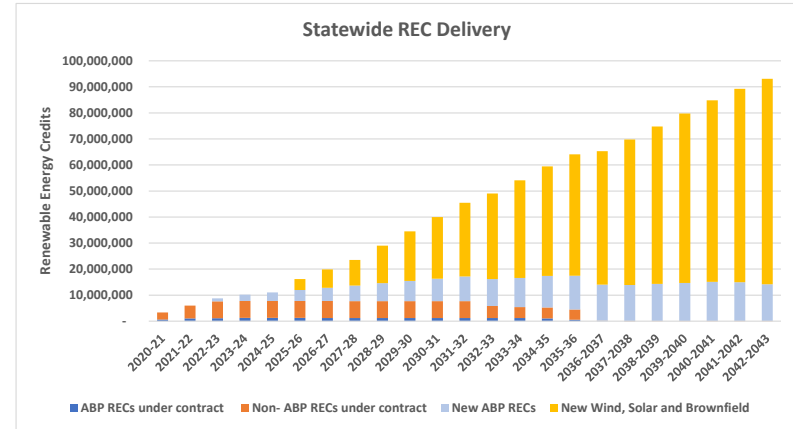


## MidAm

Delivery Year	Legacy Programs			In Progress		Proposed in This Plan			Potential Future Activities		Total Expenses	Available Funds at start of FY - Collections	CDF Balance
	LTP/PA	2019-2020 ADP	2017-2019 ADP	2020-2023 Forecasts	2023-2024 Forecasts	2024-2025 Forecasts	2025-2026 Forecasts	2026-2027 Forecasts	2027-2028 Forecasts				
2020-2021	\$0	\$552,854	\$9,409	\$0	\$0	\$0	\$0	\$0	\$0	\$37,387	\$599,630	\$1,073,239	\$473,600
2021-2022	\$0	\$324,824	\$55,161	\$0	\$0	\$0	\$0	\$0	\$0	\$140,523	\$723,513	\$1,013,647	\$906,329
2022-2023	\$0	\$477,342	\$1,000	\$366,141	\$366,141	\$596,141	\$596,141	\$0	\$0	\$1,239,517	\$1,239,517	\$2,253,164	\$671,320
2023-2024	\$0	\$389,997	\$81,489	\$80,177	\$80,177	\$636,139	\$636,139	\$0	\$0	\$1,146,418	\$1,135,024	\$2,065,272	\$730,240
2024-2025	\$0	\$132,611	\$81,489	\$80,377	\$80,377	\$116,021	\$0	\$423,605	\$0	\$146,379	\$1,377,054	\$1,122,725	\$1,745,281
2025-2026	\$0	\$136,567	\$81,489	\$80,110	\$80,110	\$115,143	\$381,861	\$224,766	\$0	\$140,241	\$1,363,289	\$1,123,786	\$1,884,909
2026-2027	\$0	\$131,836	\$78,803	\$78,803	\$78,803	\$115,513	\$374,803	\$224,766	\$0	\$140,241	\$1,363,289	\$1,123,786	\$1,932,092
2027-2028	\$0	\$101,489	\$79,579	\$79,579	\$79,579	\$133,901	\$366,139	\$212,736	\$216,816	\$146,368	\$1,423,442	\$1,244,437	\$1,984,118
2028-2029	\$0	\$81,489	\$79,516	\$79,516	\$79,516	\$133,285	\$342,627	\$200,733	\$432,919	\$146,465	\$1,433,096	\$1,211,445	\$1,979,291
2029-2030	\$0	\$81,489	\$79,516	\$79,516	\$79,516	\$133,285	\$342,627	\$200,733	\$432,919	\$146,465	\$1,433,096	\$1,211,445	\$1,979,291
2030-2031	\$0	\$81,489	\$15,878	\$15,878	\$15,878	\$133,927	\$344,381	\$206,634	\$483,661	\$146,467	\$1,433,384	\$1,198,761	\$1,424,360

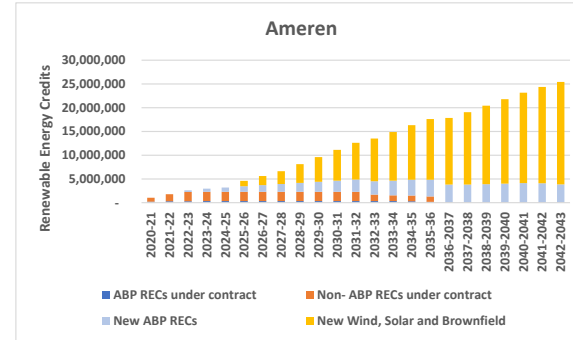
## Statewide

Delivery Year	ABP RECs under contract	Non- ABP RECs under contract	New ABP RECs	New Wind, Solar and Brownfield
2020-21	652,608	2,653,270	-	-
2021-22	1,028,058	4,932,309	-	-
2022-23	1,112,202	6,503,342	1,166,448	-
2023-24	1,250,376	6,497,405	2,400,735	-
2024-25	1,244,561	6,497,082	3,303,685	-
2025-26	1,238,782	6,496,761	4,202,121	4,231,584
2026-27	1,233,020	6,496,442	5,096,064	7,036,476
2027-28	1,226,695	6,496,124	5,985,537	9,836,094
2028-29	1,220,908	6,495,808	6,870,564	14,440,463
2029-30	1,214,947	6,495,493	7,751,165	19,044,936
2030-31	1,209,315	6,495,180	8,627,363	23,649,511
2031-32	1,199,253	6,494,868	9,499,180	28,254,189
2032-33	1,196,631	4,632,833	10,366,638	32,858,968
2033-34	1,193,802	4,202,525	11,229,759	37,463,848
2034-35	1,063,037	4,202,218	12,088,564	42,068,829
2035-36	587,656	3,901,913	12,943,075	46,673,910
2036-2037	162,682	60,460	13,793,313	51,279,090
2037-2038	154	60,158	13,832,095	55,884,370
2038-2039	-	59,857	14,228,289	60,489,748
2039-2040	-	59,558	14,635,758	65,095,224
2040-2041	-	59,260	15,041,190	69,700,798
2041-2042	-	58,964	14,875,393	74,306,469
2042-2043	-	58,669	14,096,718	78,912,236

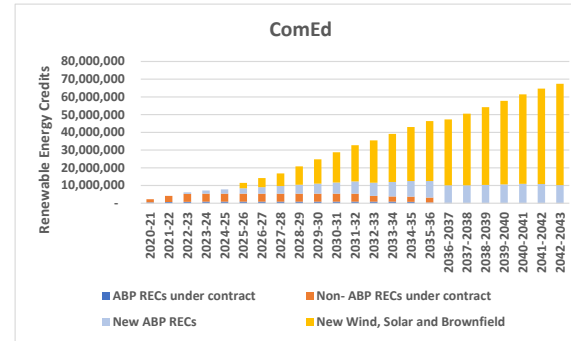


## Ameren

Delivery Year	ABP RECs under contract	Non- ABP RECs under contract	New ABP RECs	New Wind, Solar and Brownfield
2020-21	204,901	833,301	-	-
2021-22	296,267	1,495,754	-	-
2022-23	306,562	1,958,761	318,650	-
2023-24	340,869	1,958,345	655,833	-
2024-25	339,308	1,958,257	902,501	-
2025-26	337,756	1,958,169	1,147,935	1,155,984
2026-27	336,209	1,958,082	1,392,143	1,922,225
2027-28	334,672	1,957,995	1,635,129	2,687,024
2028-29	333,141	1,957,909	1,876,901	3,944,846
2029-30	331,619	1,957,823	2,117,463	5,202,696
2030-31	330,104	1,957,737	2,356,823	6,460,573
2031-32	326,891	1,957,652	2,594,986	7,718,479
2032-33	326,175	1,357,567	2,831,958	8,976,413
2033-34	325,402	1,231,364	3,067,745	10,234,374
2034-35	289,633	1,231,280	3,302,354	11,492,363
2035-36	159,682	1,143,207	3,535,789	12,750,379
2036-2037	44,498	16,517	3,768,057	14,008,422
2037-2038	-	16,434	3,778,652	15,266,492
2038-2039	-	16,352	3,886,884	16,524,589
2039-2040	-	16,270	3,998,196	17,782,713
2040-2041	-	16,189	4,108,952	19,040,864
2041-2042	-	16,108	4,063,660	20,299,041
2042-2043	-	16,027	3,850,941	21,557,245

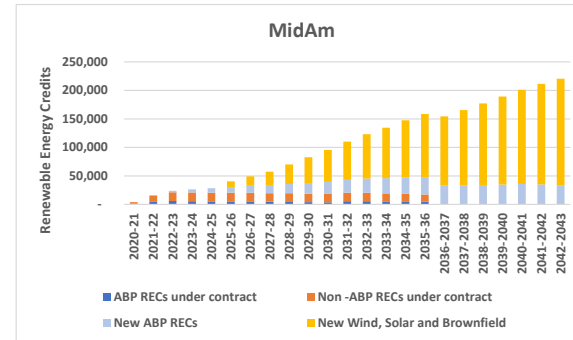


Delivery Year	ABP RECs under contract	Non- ABP RECs under contract	New ABP RECs	New Wind, Solar and Brownfield
2020-21	446,163	1,817,422	-	-
2021-22	726,444	3,426,106	-	-
2022-23	799,717	4,529,343	845,033	-
2023-24	903,955	4,523,822	1,739,212	-
2024-25	899,815	4,523,588	2,393,355	-
2025-26	895,700	4,523,355	3,044,226	3,065,571
2026-27	891,597	4,523,124	3,691,844	5,097,575
2027-28	887,521	4,522,894	4,336,223	7,125,758
2028-29	883,462	4,522,665	4,977,380	10,461,394
2029-30	879,425	4,522,437	5,615,331	13,797,104
2030-31	875,409	4,522,210	6,250,093	17,132,888
2031-32	866,887	4,521,984	6,881,681	20,468,747
2032-33	864,988	3,260,035	7,510,111	23,804,679
2033-34	862,938	2,957,349	8,135,399	27,140,685
2034-35	768,082	2,957,127	8,757,560	30,476,763
2035-36	423,462	2,745,886	9,376,610	33,812,914
2036-2037	118,005	43,801	9,992,566	37,149,137
2037-2038	-	43,582	10,020,661	40,485,431
2038-2039	-	43,364	10,307,684	43,821,798
2039-2040	-	43,147	10,602,875	47,158,235
2040-2041	-	42,931	10,896,590	50,494,743
2041-2042	-	42,716	10,776,478	53,831,321
2042-2043	-	42,503	10,212,367	57,167,970



## MidAm

Delivery Year	ABP RECs under contract	Non -ABP RECs under contract	New ABP RECs	New Wind, Solar and Brownfield
2020-21	1,544	2,547	-	-
2021-22	5,347	10,450	-	-
2022-23	5,923	15,239	2,764	-
2023-24	5,552	15,238	5,690	-
2024-25	5,438	15,237	7,830	-
2025-26	5,326	15,237	9,959	10,029
2026-27	5,214	15,236	12,078	16,676
2027-28	4,502	15,235	14,186	23,312
2028-29	4,305	15,234	16,283	34,224
2029-30	3,903	15,234	18,370	45,136
2030-31	3,802	15,233	20,447	56,049
2031-32	5,475	15,232	22,513	66,962
2032-33	5,469	15,231	24,569	77,876
2033-34	5,463	13,812	26,615	88,789
2034-35	5,322	13,811	28,650	99,703
2035-36	4,512	12,820	30,675	110,617
2036-2037	179	143	32,690	121,531
2037-2038	154	143	32,782	132,446
2038-2039	-	142	33,721	143,361
2039-2040	-	141	34,687	154,276
2040-2041	-	140	35,648	165,191
2041-2042	-	140	35,255	176,106
2042-2043	-	139	33,409	187,022



[illegible][illegible][illegible][illegible]

	2022	2023	2024	2025	2026	2027	2028	2029	2030	2031	2032	2033	2034	2035	2036	2037	2038	2039	2040	2041	2042
SDG - 25 kW					\$135,792,812.24																
SDG - 500kW					\$135,792,812.24																
Public Schools					\$135,792,812.24																
Community Driven Community School					\$135,792,812.24																
Utility Eligible Contractor					\$135,792,812.24																
Utility					\$135,792,812.24																
Brownfield					\$135,792,812.24																
RIC Spend					\$135,792,812.24																
	\$0.00	\$0.00	\$0.00	\$0.00	\$171,587,015.84	\$47,839,970.98	\$47,400,816.46	\$16,432,078.99	\$26,303,990.21	\$56,186,501.85	\$207,468,559.96	\$384,450,184.37	\$28,702,287.33	\$28,187,050.46	\$38,472,665.21	\$38,134,632.89	\$28,245,010.62	\$28,133,135.57	\$28,019,824.88	\$28,008,075.77	\$27,796,885.81
SDG - 25 kW					\$135,792,812.24																
SDG - 500kW					\$135,792,812.24																
Public Schools					\$135,792,812.24																
Community Driven Community School					\$135,792,812.24																
Utility Eligible Contractor					\$135,792,812.24																
Utility					\$135,792,812.24																
Brownfield					\$135,792,812.24																
RIC Spend					\$135,792,812.24																
	\$0.00	\$0.00	\$0.00	\$0.00	\$171,587,015.84	\$47,839,970.98	\$47,400,816.46	\$16,432,078.99	\$26,303,990.21	\$56,186,501.85	\$207,468,559.96	\$384,450,184.37	\$28,702,287.33	\$28,187,050.46	\$38,472,665.21	\$38,134,632.89	\$28,245,010.62	\$28,133,135.57	\$28,019,824.88	\$28,008,075.77	\$27,796,885.81

[illegible][illegible][illegible]



[illegible]

	2020	2022	2023	2024	2025	2026	2027	2028	2029	2030	2031	2032	2033	2034	2035	2036	2037	2038	2039	2040	2041	2042
SOG < 25 kW										\$115,335,157.95	\$0.00	\$0.00	\$0.00	\$0.00	\$0.00	\$0.00	\$0.00	\$0.00	\$0.00	\$0.00	\$0.00	\$0.00
LDG > 25 - 5000kW										\$11,688,688.46	\$11,688,688.46	\$11,688,688.46	\$11,688,688.46	\$11,688,688.46	\$11,688,688.46	\$11,688,688.46	\$11,688,688.46	\$11,688,688.46	\$11,688,688.46	\$11,688,688.46	\$11,688,688.46	\$11,688,688.46
Traditional Community Solar										\$10,630,820.14	\$10,630,820.14	\$10,630,820.14	\$10,630,820.14	\$10,630,820.14	\$10,630,820.14	\$10,630,820.14	\$10,126,275.34	\$10,126,275.34	\$10,126,275.34	\$10,161,880.71	\$10,160,551.31	\$10,160,551.31
Public Schools										\$6,007,822.54	\$5,977,783.43	\$5,947,874.51	\$5,918,155.04	\$5,889,564.27	\$5,859,121.44	\$5,829,825.84	\$5,800,676.71	\$5,771,671.32	\$5,742,814.96	\$5,714,100.88	\$5,685,530.38	\$5,657,102.77
Community Dev and Community Solar										\$4,862,508.45	\$4,592,389.09	\$4,592,389.09	\$4,592,389.09	\$4,592,389.09	\$4,592,389.09	\$4,592,389.09	\$4,592,389.09	\$4,592,389.09	\$4,592,389.09	\$4,592,389.09	\$4,592,389.09	\$4,592,389.09
Utility Eligible Contractor										\$5,844,144.23	\$5,844,144.23	\$5,844,144.23	\$5,844,144.23	\$5,844,144.23	\$5,844,144.23	\$5,844,144.23	\$5,844,144.23	\$5,844,144.23	\$5,844,144.23	\$5,844,144.23	\$5,844,144.23	\$5,844,144.23
Utility Wind										\$4,621,161.20	\$4,621,161.20	\$4,621,161.20	\$4,621,161.20	\$4,621,161.20	\$4,621,161.20	\$4,621,161.20	\$4,621,161.20	\$4,621,161.20	\$4,621,161.20	\$4,621,161.20	\$4,621,161.20	\$4,621,161.20
Utility Solar										\$2,641,807.44	\$2,641,807.44	\$2,641,807.44	\$2,641,807.44	\$2,641,807.44	\$2,641,807.44	\$2,641,807.44	\$2,641,807.44	\$2,641,807.44	\$2,641,807.44	\$2,641,807.44	\$2,641,807.44	\$2,641,807.44
Brownfield										\$0.00	\$0.00	\$0.00	\$0.00	\$1,717,717.49	\$1,717,717.49	\$1,717,717.49	\$1,717,717.49	\$1,717,717.49	\$1,717,717.49	\$1,717,717.49	\$1,717,717.49	\$1,717,717.49
REC										\$139,907,149.00	\$139,044,149.00	\$138,650,965.00	\$138,257,781.00	\$137,864,597.00	\$137,471,413.00	\$137,078,229.00	\$136,685,045.00	\$136,291,861.00	\$135,898,677.00	\$135,505,493.00	\$135,112,309.00	\$134,719,125.00

[illegible][illegible][illegible][illegible]

	2025	2022	2023	2024	2025	2026	2027	2028	2029	2030	2031	2032	2033	2034	2035	2036	2037	2038	2039	2040	2041	2042
SOG - 25 KW	\$0.00	\$0.00	\$0.00	\$0.00	\$0.00	\$0.00	\$0.00	\$0.00	\$0.00	\$0.00	\$0.00	\$0.00	\$0.00	\$0.00	\$97,959,519.65	\$0.00	\$0.00	\$0.00	\$0.00	\$0.00	\$0.00	\$0.00
LDG - 25 + 500KW	\$0.00	\$0.00	\$0.00	\$0.00	\$0.00	\$0.00	\$0.00	\$0.00	\$0.00	\$0.00	\$0.00	\$0.00	\$0.00	\$0.00	\$10,533,124.47	\$9,927,747.31	\$9,927,747.31	\$9,927,747.31	\$9,927,747.31	\$9,927,747.31	\$9,927,747.31	\$9,927,747.31
Traditional Community Solar	\$0.00	\$0.00	\$0.00	\$0.00	\$0.00	\$0.00	\$0.00	\$0.00	\$0.00	\$0.00	\$0.00	\$0.00	\$0.00	\$0.00	\$10,533,124.47	\$8,894,487.82	\$8,894,487.82	\$8,894,487.82	\$8,894,487.82	\$8,894,487.82	\$8,894,487.82	\$8,894,487.82
Public Schools	\$0.00	\$0.00	\$0.00	\$0.00	\$0.00	\$0.00	\$0.00	\$0.00	\$0.00	\$0.00	\$0.00	\$0.00	\$0.00	\$0.00	\$5,005,564.63	\$5,005,564.63	\$5,005,564.63	\$5,005,564.63	\$5,005,564.63	\$5,005,564.63	\$5,005,564.63	\$5,005,564.63
Community Drive Community Solar	\$0.00	\$0.00	\$0.00	\$0.00	\$0.00	\$0.00	\$0.00	\$0.00	\$0.00	\$0.00	\$0.00	\$0.00	\$0.00	\$0.00	\$4,129,954.82	\$3,900,512.89	\$3,900,512.89	\$3,900,512.89	\$3,900,512.89	\$3,900,512.89	\$3,900,512.89	\$3,900,512.89
Utility Flexible Contractor	\$0.00	\$0.00	\$0.00	\$0.00	\$0.00	\$0.00	\$0.00	\$0.00	\$0.00	\$0.00	\$0.00	\$0.00	\$0.00	\$0.00	\$5,355,866.67	\$4,963,873.67	\$4,963,873.67	\$4,963,873.67	\$4,963,873.67	\$4,963,873.67	\$4,963,873.67	\$4,963,873.67
Utility Wind	\$0.00	\$0.00	\$0.00	\$0.00	\$0.00	\$0.00	\$0.00	\$0.00	\$0.00	\$0.00	\$0.00	\$0.00	\$0.00	\$0.00	\$4,000,278.91	\$4,000,278.91	\$4,000,278.91	\$4,000,278.91	\$4,000,278.91	\$4,000,278.91	\$4,000,278.91	\$4,000,278.91
Utility Solar	\$0.00	\$0.00	\$0.00	\$0.00	\$0.00	\$0.00	\$0.00	\$0.00	\$0.00	\$0.00	\$0.00	\$0.00	\$0.00	\$0.00	\$0.00	\$2,337,802.24	\$2,337,802.24	\$2,337,802.24	\$2,337,802.24	\$2,337,802.24	\$2,337,802.24	\$2,337,802.24
Retailfield	\$0.00	\$0.00	\$0.00	\$0.00	\$0.00	\$0.00	\$0.00	\$0.00	\$0.00	\$0.00	\$0.00	\$0.00	\$0.00	\$0.00	\$15,194,651.15	\$15,194,651.15	\$15,194,651.15	\$15,194,651.15	\$15,194,651.15	\$15,194,651.15	\$15,194,651.15	\$15,194,651.15
BTC Speed	\$0.00	\$0.00	\$0.00	\$0.00	\$0.00	\$0.00	\$0.00	\$0.00	\$0.00	\$0.00	\$0.00	\$0.00	\$0.00	\$0.00	\$118,829,841.76	\$133,280,861.33	\$132,806,861.89	\$139,337,388.05	\$99,255,113.17	\$99,255,113.17	\$99,255,113.17	\$99,255,113.17

	2016	2017	2018	2019	2020	2021	2022	2023	2024	2025	2026	2027	2028	2029	2030	2031	2032	2033	2034	2035	2036	2037	2038	2039	2040	2041	2042
SOG < 25 kW						\$0.00	\$0.00	\$0.00	\$0.00	\$0.00	\$0.00	\$0.00	\$0.00	\$0.00	\$0.00	\$0.00	\$0.00	\$0.00	\$0.00	\$0.00	\$94,041,138.85	\$93,030,763.41	\$93,030,763.41	\$93,030,763.41	\$93,030,763.41	\$93,030,763.41	\$93,030,763.41
SOG > 25 - 5000kW						\$0.00	\$0.00	\$0.00	\$0.00	\$0.00	\$0.00	\$0.00	\$0.00	\$0.00	\$0.00	\$0.00	\$0.00	\$0.00	\$0.00	\$0.00	\$10,019,763.41	\$9,530,637.44	\$9,530,637.44	\$9,530,637.44	\$9,530,637.44	\$9,530,637.44	\$9,530,637.44
Traditional Community Solar						\$0.00	\$0.00	\$0.00	\$0.00	\$0.00	\$0.00	\$0.00	\$0.00	\$0.00	\$0.00	\$0.00	\$0.00	\$0.00	\$0.00	\$0.00	\$8,668,080.50	\$8,624,740.09	\$8,581,612.04	\$8,538,708.11	\$8,495,574.31	\$8,452,440.47	\$8,409,306.64
Public Schools						\$0.00	\$0.00	\$0.00	\$0.00	\$0.00	\$0.00	\$0.00	\$0.00	\$0.00	\$0.00	\$0.00	\$0.00	\$0.00	\$0.00	\$0.00	\$4,888,614.47	\$4,874,112.40	\$4,849,759.79	\$4,825,602.34	\$4,801,374.53	\$4,777,387.66	\$4,753,400.88
Nonprofit/Religious/Community/Utility Solar						\$0.00	\$0.00	\$0.00	\$0.00	\$0.00	\$0.00	\$0.00	\$0.00	\$0.00	\$0.00	\$0.00	\$0.00	\$0.00	\$0.00	\$0.00	\$3,854,617.21	\$3,744,493.32	\$3,624,492.37	\$3,504,491.37	\$3,384,490.37	\$3,264,489.37	\$3,144,488.37
Equity Eligible Contractor						\$0.00	\$0.00	\$0.00	\$0.00	\$0.00	\$0.00	\$0.00	\$0.00	\$0.00	\$0.00	\$0.00	\$0.00	\$0.00	\$0.00	\$0.00	\$5,045,631.58	\$4,765,318.72	\$4,765,318.72	\$4,765,318.72	\$4,765,318.72	\$4,765,318.72	\$4,765,318.72
Utility Wind						\$0.00	\$0.00	\$0.00	\$0.00	\$0.00	\$0.00	\$0.00	\$0.00	\$0.00	\$0.00	\$0.00	\$0.00	\$0.00	\$0.00	\$0.00	\$0.00	\$0.00	\$0.00	\$0.00	\$0.00	\$0.00	\$0.00
Utility Solar						\$0.00	\$0.00	\$0.00	\$0.00	\$0.00	\$0.00	\$0.00	\$0.00	\$0.00	\$0.00	\$0.00	\$0.00	\$0.00	\$0.00	\$0.00	\$0.00	\$0.00	\$0.00	\$0.00	\$0.00	\$0.00	\$0.00
\$0.00/kWh						\$0.00	\$0.00	\$0.00	\$0.00	\$0.00	\$0.00	\$0.00	\$0.00	\$0.00	\$0.00	\$0.00	\$0.00	\$0.00	\$0.00	\$0.00	\$0.00	\$0.00	\$0.00	\$0.00	\$0.00	\$0.00	\$0.00
BTC Spend						\$0.00	\$0.00	\$0.00	\$0.00	\$0.00	\$0.00	\$0.00	\$0.00	\$0.00	\$0.00	\$0.00	\$0.00	\$0.00	\$0.00	\$0.00	\$114,076,648.09	\$101,802,914.68	\$114,513,939.42	\$107,768,892.53	\$104,064,368.14	\$100,318,428.16	\$96,575,812.63

	2022	2023	2024	2025	2026	2027	2028	2029	2030	2031	2032	2033	2034	2035	2036	2037	2038	2039	2040	2041	2042
SDE < 25 kW	\$0.00	\$0.00	\$0.00	\$0.00	\$0.00	\$0.00	\$0.00	\$0.00	\$0.00	\$0.00	\$0.00	\$0.00	\$0.00	\$0.00	\$0.00	\$0.00	\$0.00	\$0.00	\$0.00	\$0.00	\$0.00
SDE > 25 - 500kW	\$0.00	\$0.00	\$0.00	\$0.00	\$0.00	\$0.00	\$0.00	\$0.00	\$0.00	\$0.00	\$0.00	\$0.00	\$0.00	\$0.00	\$0.00	\$0.00	\$0.00	\$0.00	\$0.00	\$0.00	\$0.00
Traditional Community Solar	\$0.00	\$0.00	\$0.00	\$0.00	\$0.00	\$0.00	\$0.00	\$0.00	\$0.00	\$0.00	\$0.00	\$0.00	\$0.00	\$0.00	\$0.00	\$0.00	\$0.00	\$0.00	\$0.00	\$0.00	\$0.00
Public Schools	\$0.00	\$0.00	\$0.00	\$0.00	\$0.00	\$0.00	\$0.00	\$0.00	\$0.00	\$0.00	\$0.00	\$0.00	\$0.00	\$0.00	\$0.00	\$0.00	\$0.00	\$0.00	\$0.00	\$0.00	\$0.00
Community Driven Community Solar	\$0.00	\$0.00	\$0.00	\$0.00	\$0.00	\$0.00	\$0.00	\$0.00	\$0.00	\$0.00	\$0.00	\$0.00	\$0.00	\$0.00	\$0.00	\$0.00	\$0.00	\$0.00	\$0.00	\$0.00	\$0.00
Equity Flagship Contracts-2yr	\$0.00	\$0.00	\$0.00	\$0.00	\$0.00	\$0.00	\$0.00	\$0.00	\$0.00	\$0.00	\$0.00	\$0.00	\$0.00	\$0.00	\$0.00	\$0.00	\$0.00	\$0.00	\$0.00	\$0.00	\$0.00
Utility WVM	\$0.00	\$0.00	\$0.00	\$0.00	\$0.00	\$0.00	\$0.00	\$0.00	\$0.00	\$0.00	\$0.00	\$0.00	\$0.00	\$0.00	\$0.00	\$0.00	\$0.00	\$0.00	\$0.00	\$0.00	\$0.00
Utility Solar	\$0.00	\$0.00	\$0.00	\$0.00	\$0.00	\$0.00	\$0.00	\$0.00	\$0.00	\$0.00	\$0.00	\$0.00	\$0.00	\$0.00	\$0.00	\$0.00	\$0.00	\$0.00	\$0.00	\$0.00	\$0.00
Brownfield	\$0.00	\$0.00	\$0.00	\$0.00	\$0.00	\$0.00	\$0.00	\$0.00	\$0.00	\$0.00	\$0.00	\$0.00	\$0.00	\$0.00	\$0.00	\$0.00	\$0.00	\$0.00	\$0.00	\$0.00	\$0.00
RFC Spend	\$0.00	\$0.00	\$0.00	\$0.00	\$0.00	\$0.00	\$0.00	\$0.00	\$0.00	\$0.00	\$0.00	\$0.00	\$0.00	\$0.00	\$0.00	\$0.00	\$0.00	\$0.00	\$0.00	\$0.00	\$0.00
	\$0.00	\$0.00	\$0.00	\$0.00	\$0.00	\$0.00	\$0.00	\$0.00	\$0.00	\$0.00	\$0.00	\$0.00	\$0.00	\$0.00	\$0.00	\$0.00	\$0.00	\$0.00	\$0.00	\$0.00	\$0.00
	\$0.00	\$0.00	\$0.00	\$0.00	\$0.00	\$0.00	\$0.00	\$0.00	\$0.00	\$0.00	\$0.00	\$0.00	\$0.00	\$0.00	\$0.00	\$0.00	\$0.00	\$0.00	\$0.00	\$0.00	\$0.00
	\$0.00	\$0.00	\$0.00	\$0.00	\$0.00	\$0.00	\$0.00	\$0.00	\$0.00	\$0.00	\$0.00	\$0.00	\$0.00	\$0.00	\$0.00	\$0.00	\$0.00	\$0.00	\$0.00	\$0.00	\$0.00
	\$0.00	\$0.00	\$0.00	\$0.00	\$0.00	\$0.00	\$0.00	\$0.00	\$0.00	\$0.00	\$0.00	\$0.00	\$0.00	\$0.00	\$0.00	\$0.00	\$0.00	\$0.00	\$0.00	\$0.00	\$0.00
	\$0.00	\$0.00	\$0.00	\$0.00	\$0.00	\$0.00	\$0.00	\$0.00	\$0.00	\$0.00	\$0.00	\$0.00	\$0.00	\$0.00	\$0.00	\$0.00	\$0.00	\$0.00	\$0.00	\$0.00	\$0.00
	\$0.00	\$0.00	\$0.00	\$0.00	\$0.00	\$0.00	\$0.00	\$0.00	\$0.00	\$0.00	\$0.00	\$0.00	\$0.00	\$0.00	\$0.00	\$0.00	\$0.00	\$0.00	\$0.00	\$0.00	\$0.00
	\$0.00	\$0.00	\$0.00	\$0.00	\$0.00	\$0.00	\$0.00	\$0.00	\$0.00	\$0.00	\$0.00	\$0.00	\$0.00	\$0.00	\$0.00	\$0.00	\$0.00	\$0.00	\$0.00	\$0.00	\$0.00
	\$0.00	\$0.00	\$0.00	\$0.00	\$0.00	\$0.00	\$0.00	\$0.00	\$0.00	\$0.00	\$0.00	\$0.00	\$0.00	\$0.00	\$0.00	\$0.00	\$0.00	\$0.00	\$0.00	\$0.00	\$0.00
	\$0.00	\$0.00	\$0.00	\$0.00	\$0.00	\$0.00	\$0.00	\$0.00	\$0.00	\$0.00	\$0.00	\$0.00	\$0.00	\$0.00	\$0.00	\$0.00	\$0.00	\$0.00	\$0.00	\$0.00	\$0.00
	\$0.00	\$0.00	\$0.00	\$0.00	\$0.00	\$0.00	\$0.00	\$0.00	\$0.00	\$0.00	\$0.00	\$0.00	\$0.00	\$0.00	\$0.00	\$0.00	\$0.00	\$0.00	\$0.00	\$0.00	\$0.00
	\$0.00	\$0.00	\$0.00	\$0.00	\$0.00	\$0.00	\$0.00	\$0.00	\$0.00	\$0.00	\$0.00	\$0.00	\$0.00	\$0.00	\$0.00	\$0.00	\$0.00	\$0.00	\$0.00	\$0.00	\$0.00
	\$0.00	\$0.00	\$0.00	\$0.00	\$0.00	\$0.00	\$0.00	\$0.00	\$0.00	\$0.00	\$0.00	\$0.00	\$0.00	\$0.00	\$0.00	\$0.00	\$0.00	\$0.00	\$0.00	\$0.00	\$0.00
	\$0.00	\$0.00	\$0.00	\$0.00	\$0.00	\$0.00	\$0.00	\$0.00	\$0.00	\$0.00	\$0.00	\$0.00	\$0.00	\$0.00	\$0.00	\$0.00	\$0.00	\$0.00	\$0.00	\$0.00	\$0.00
	\$0.00	\$0.00	\$0.00	\$0.00	\$0.00	\$0.00	\$0.00	\$0.00	\$0.00	\$0.00	\$0.00	\$0.00	\$0.00	\$0.00	\$0.00	\$0.00	\$0.00	\$0.00	\$0.00	\$0.00	\$0.00
	\$0.00	\$0.00	\$0.00	\$0.00	\$0.00	\$0.00	\$0.00	\$0.00	\$0.00	\$0.00	\$0.00	\$0.00	\$0.00	\$0.00	\$0.00	\$0.00	\$0.00	\$0.00	\$0.00	\$0.00	\$0.00
	\$0.00	\$0.00	\$0.00	\$0.00	\$0.00	\$0.00	\$0.00	\$0.00	\$0.00	\$0.00	\$0.00	\$0.00	\$0.00	\$0.00	\$0.00	\$0.00	\$0.00	\$0.00	\$0.00	\$0.00	\$0.00
	\$0.00	\$0.00	\$0.00	\$0.00	\$0.00	\$0.00	\$0.00	\$0.00	\$0.00	\$0.00	\$0.00	\$0.00	\$0.00	\$0.00	\$0.00	\$0.00	\$0.00	\$0.00	\$0.00	\$0.00	\$0.00
	\$0.00	\$0.00	\$0.00	\$0.00	\$0.00	\$0.00	\$0.00	\$0.00	\$0.00	\$0.00	\$0.00	\$0.00	\$0.00	\$0.00	\$0.00	\$0.00	\$0.00	\$0.00	\$0.00	\$0.00	\$0.00
	\$0.00	\$0.00	\$0.00	\$0.00	\$0.00	\$0.00	\$0.00	\$0.00	\$0.00	\$0.00	\$0.00	\$0.00	\$0.00	\$0.00	\$0.00	\$0.00	\$0.00	\$0.00	\$0.00	\$0.00	\$0.00
	\$0.00	\$0.00	\$0.00	\$0.00	\$0.00	\$0.00	\$0.00	\$0.00	\$0.00	\$0.00	\$0.00	\$0.00	\$0.00	\$0.00	\$0.00	\$0.00	\$0.00	\$0.00	\$0.00	\$0.00	\$0.00
	\$0.00	\$0.00	\$0.00	\$0.00	\$0.00	\$0.00	\$0.00	\$0.00	\$0.00	\$0.00	\$0.00	\$0.00	\$0.00	\$0.00	\$0.00	\$0.00	\$0.00	\$0.00	\$0.00	\$0.00	\$0.00
	\$0.00	\$0.00	\$0.00	\$0.00	\$0.00	\$0.00	\$0.00	\$0.00	\$0.00	\$0.00	\$0.00	\$0.00	\$0.00	\$0.00	\$0.00	\$0.00	\$0.00	\$0.00	\$0.00	\$0.00	\$0.00
	\$0.00	\$0.00	\$0.00	\$0.00	\$0.00	\$0.00	\$0.00	\$0.00	\$0.00	\$0.00	\$0.00	\$0.00	\$0.00	\$0.00	\$0.00	\$0.00	\$0.00	\$0.00	\$0.00	\$0.00	\$0.00
	\$0.00	\$0.00	\$0.00	\$0.00	\$0.00	\$0.00	\$0.00	\$0.00	\$0.00	\$0.00	\$0.00	\$0.00	\$0.00	\$0.00	\$0.00	\$0.00	\$0.00	\$0.00	\$0.00	\$0.00	\$0.00
	\$0.00	\$0.00	\$0.00	\$0.00	\$0.00	\$0.00	\$0.00	\$0.00	\$0.00	\$0.00	\$0.00	\$0.00	\$0.00	\$0.00	\$0.00	\$0.00	\$0.00	\$0.00	\$0.00	\$0.00	\$0.00
	\$0.00	\$0.00	\$0.00	\$0.00	\$0.00	\$0.00	\$0.00	\$0.00	\$0.00	\$0.00	\$0.00	\$0.00	\$0.00	\$0.00	\$0.00	\$0.00	\$0.00	\$0.00	\$0.00	\$0.00	\$0.00
	\$0.00	\$0.00	\$0.00	\$0.00	\$0.00	\$0.00	\$0.00	\$0.00	\$0.00	\$0.00	\$0.00	\$0.00	\$0.00	\$0.00	\$0.00	\$0.00	\$0.00	\$0.00	\$0.00	\$0.00	\$0.00
	\$0.00	\$0.00	\$0.00	\$0.00	\$0.00	\$0.00	\$0.00	\$0.00	\$0.00	\$0.00	\$0.00	\$0.00	\$0.00	\$0.00	\$0.00	\$0.00	\$0.00	\$0.00	\$0.00	\$0.00	\$0.00
	\$0.00	\$0.00	\$0.00	\$0.00	\$0.00	\$0.00	\$0.00	\$0.00	\$0.00	\$0.00	\$0.00	\$0.00	\$0.00	\$0.00	\$0.00	\$0.00	\$0.00	\$0.00	\$0.00	\$0.00	\$0.00
	\$0.00	\$0.00	\$0.00	\$0.00	\$0.00	\$0.00	\$0.00	\$0.00	\$0.00	\$0.00	\$0.00	\$0.00	\$0.00	\$0.00	\$0.00	\$0.00	\$0.00	\$0.00	\$0.00	\$0.00	\$0.00
	\$0.00	\$0.00	\$0.00	\$0.00	\$0.00	\$0.00	\$0.00	\$0.00	\$0.00	\$0.00	\$0.00	\$0.00	\$0.00	\$0.00	\$0.00	\$0.00	\$0.00	\$0.00	\$0.00	\$0.00	\$0.00
	\$0.00	\$0.00	\$0.00	\$0.00	\$0.00	\$0.00	\$0.00	\$0.00	\$0.00	\$0.00	\$0.00	\$0.00	\$0.00	\$0.00	\$0.00	\$0.00	\$0.00	\$0.00	\$0.00	\$0.00	\$0.00
	\$0.00	\$0.00	\$0.00	\$0.00	\$0.00	\$0.00	\$0.00	\$0.00	\$0.00	\$0.00	\$0.00	\$0.00	\$0.00	\$0.00	\$0.00	\$0.00	\$0.00	\$0.00	\$0.00	\$0.00	\$0.00
	\$0.00	\$0.00	\$0.00	\$0.00	\$0.00	\$0.00	\$0.00	\$0.00	\$0.00	\$0.00	\$0.00	\$0.00	\$0.00	\$0.00	\$0.00	\$0.00	\$0.00	\$0.00	\$0.00	\$0.00	\$0.00
	\$0.00	\$0.00	\$0.00	\$0.00	\$0.00	\$0.00	\$0.00	\$0.00	\$0.00	\$0.00	\$0.00	\$0.00	\$0.00	\$0.00	\$0.00	\$0.00	\$0.00	\$0.00	\$0.00	\$0.00	\$0.00
	\$0.00	\$0.00	\$0.00	\$0.00	\$0.00	\$0.00	\$0.00	\$0.00	\$0.00	\$0.00	\$0.00	\$0.00	\$0.00	\$0.00	\$0.00	\$0.00	\$0.00	\$0.00	\$0.00	\$0.00	\$0.00
	\$0.00	\$0.00	\$0.00	\$0.00	\$0.00	\$0.00	\$0.00	\$0.00	\$0.00	\$0.00	\$0.00	\$0.00	\$0.00	\$0.00	\$0.00	\$0.00	\$0.00	\$0.00	\$0.00	\$0.00	\$0.00
	\$0.00	\$0.00	\$0.00	\$0.00	\$0.00	\$0.00	\$0.00	\$0.00	\$0.00	\$0.00	\$0.00	\$0.00	\$0.00	\$0.00	\$0.00	\$0.00	\$0.00	\$0.00	\$0.00	\$0.00	\$0.00
	\$0.00	\$0.00	\$0.00	\$0.00	\$0.00	\$0.00	\$0.00	\$0.00	\$0.00	\$0.00	\$0.00	\$0.00	\$0.00	\$0.00	\$0.00	\$0.00	\$0.00	\$0.00	\$0.00	\$0.00	\$0.00
	\$0.00	\$0.00	\$0.00	\$0.00	\$0.00	\$0.00	\$0.00	\$0.00	\$0.00	\$0.00	\$0.00	\$0.00	\$0.00	\$0.00	\$0.00	\$0.00	\$0.00	\$0.00	\$0.00	\$0.00	\$0.00
	\$0.00	\$0.00	\$0.00	\$0.00	\$0.00	\$0.00	\$0.00	\$0.00	\$0.00	\$0.00	\$0.00	\$0.00	\$0.00	\$0.00	\$0.00	\$0.00	\$0.00	\$0.00	\$0.00	\$0.00	\$0.00
	\$0.00	\$0.00	\$0.00	\$0.00	\$0.00	\$0.00	\$0.00	\$0.00	\$0.00	\$0.00	\$0.00	\$0.00	\$0.00	\$0.00	\$0.00	\$0.00	\$0.00	\$0.00	\$0.00	\$0.00	\$0.00
	\$0.00	\$0.00	\$0.00	\$0.00	\$0.00	\$0.00	\$0.00	\$0.00	\$0.00	\$0.00	\$0.00	\$0.00	\$0.00	\$0.00	\$0.00	\$0.00	\$0.00	\$0.00	\$0.00	\$0.00	\$0.00
	\$0.00	\$0.00	\$0.00	\$0.00	\$0.00	\$0.00	\$0.00	\$0.00	\$0.00	\$0.00	\$0.00	\$0.00	\$0.00	\$0.00	\$0.00	\$0.00	\$0.00	\$0.00	\$0.00	\$0.00	\$0.00
	\$0.00	\$0.00	\$0.00	\$0.00	\$0.00	\$0.00	\$0.00	\$0.00	\$0.00	\$0.00	\$0.00	\$0.00	\$0.00	\$0.00	\$0.00	\$0.00	\$0.00	\$0.00	\$0.00	\$0.00	\$0.00
	\$0.00	\$0.00	\$0.00	\$0.00	\$0.00	\$0.00	\$0.00	\$0.00	\$0.00	\$0.00	\$0.00	\$0.00	\$0.00	\$0.00	\$0.00	\$0.00	\$0.00	\$0.00	\$0.00	\$0.00	\$0.00
	\$0.00	\$0.00	\$0.00	\$0.00	\$0.00	\$0.00	\$0.00	\$0.00	\$0.00	\$0.00	\$0.00	\$0.00	\$0.00	\$0.00	\$0.00	\$0.00	\$0.00	\$0.00	\$0.00	\$0.00	\$0.00
	\$0.00	\$0.00	\$0.00	\$0.00	\$0.00	\$0.00	\$0.00	\$0.00	\$0.00	\$0.00	\$0.00	\$0.00	\$0.00	\$0.00	\$0.00	\$0.00	\$0.00	\$0.00	\$0.00	\$0.00	\$0.00
	\$0.00	\$0.00	\$0.00	\$0.00	\$0.00	\$0.00	\$0.00	\$0.00	\$0.00	\$0.00	\$0.00	\$0.00	\$0.00	\$0.00	\$0.00	\$0.00	\$0.00	\$0.00	\$0.00	\$0.00	\$0.00
	\$0.00	\$0.00	\$0.00	\$0.00	\$0.00	\$0.00	\$0.00	\$0.00	\$0.00	\$0.00	\$0.00	\$0.00	\$0.00	\$0.00	\$0.00	\$0.00	\$0.00	\$0.00	\$0.00	\$0.00	\$0.00
	\$0.00	\$0.00	\$0.00	\$0.00	\$0.00	\$0.00	\$0.00	\$0.00	\$0.00	\$0.00	\$0.00	\$0.00	\$0.00	\$0.00	\$0.00	\$0.00	\$0.00	\$0.00	\$0.00	\$0.00	\$0.00
	\$0.00	\$0.00	\$0.00	\$0.00	\$0.00	\$0.00	\$0.00	\$0.00	\$0.00	\$0.00	\$0.00	\$0.0									

	2028	2022	2023	2024	2025	2026	2027	2028	2029	2030	2031	2032	2033	2034	2035	2036	2037	2038	2039	2040	2041	2042
SDG - 25 kW								\$0.00	\$0.00	\$0.00	\$0.00	\$0.00	\$0.00	\$0.00	\$0.00	\$0.00	\$0.00	\$86,668,313.58	\$0.00	\$0.00	\$0.00	\$0.00

DG - \$500KW				\$0.00	\$0.00	\$0.00	\$0.00	\$0.00	\$0.00	\$0.00	\$0.00	\$0.00	\$0.00	\$9,300,108.14	\$8,783,435.46	\$8,783,435.46	\$8,783,435.46	\$8,783,435.46
Traditional Community Solar				\$0.00	\$0.00	\$0.00	\$0.00	\$0.00	\$0.00	\$0.00	\$0.00	\$0.00	\$0.00	\$7,869,773.50	\$7,869,773.50	\$7,869,773.50	\$7,869,773.50	\$7,869,773.50
Public Schools				\$0.00	\$0.00	\$0.00	\$0.00	\$0.00	\$0.00	\$0.00	\$0.00	\$0.00	\$0.00	\$4,514,561.10	\$4,491,990.28	\$4,469,530.33	\$4,447,182.68	\$4,424,946.75
Community Driven Community Solar				\$0.00	\$0.00	\$0.00	\$0.00	\$0.00	\$0.00	\$0.00	\$0.00	\$0.00	\$0.00	\$3,653,919.71	\$3,653,919.71	\$3,450,924.17	\$3,450,924.17	\$3,450,924.17
Equity Eligible Contractor				\$0.00	\$0.00	\$0.00	\$0.00	\$0.00	\$0.00	\$0.00	\$0.00	\$0.00	\$0.00	\$4,650,054.07	\$4,391,717.73	\$4,391,717.73	\$4,391,717.73	\$4,391,717.73
Utility Wind				\$0.00	\$0.00	\$0.00	\$0.00	\$0.00	\$0.00	\$0.00	\$0.00	\$0.00	\$0.00	\$0.00	\$0.00	\$0.00	\$0.00	\$0.00
Utility Solar				\$0.00	\$0.00	\$0.00	\$0.00	\$0.00	\$0.00	\$0.00	\$0.00	\$0.00	\$0.00	\$2,067,895.43	\$2,067,895.43	\$2,057,755.99	\$2,057,755.99	\$2,057,755.99
Brownfield				\$0.00	\$0.00	\$0.00	\$0.00	\$0.00	\$0.00	\$0.00	\$0.00	\$0.00	\$0.00	\$0.00	\$0.00	\$0.00	\$134,413.20	\$134,413.20
BEC Spend	\$0.00	\$0.00	\$0.00	\$0.00	\$0.00	\$0.00	\$0.00	\$0.00	\$0.00	\$0.00	\$0.00	\$0.00	\$0.00	\$105,133,038.88	\$29,309,566.17	\$29,044,168.17	\$34,803,293.35	\$34,730,411.87

2019	2022	2023	2024	2025	2026	2027	2028	2029	2030	2031	2032	2033	2034	2035	2036	2037	2038	2039	2040	2041	2042
SOG < 25 kW									\$0.00	\$0.00	\$0.00	\$0.00	\$0.00	\$0.00	\$0.00	\$0.00	\$0.00	\$83,201,581.03	\$0.00	\$0.00	\$0.00
LDG > 25 - 5000kW									\$0.00	\$0.00	\$0.00	\$0.00	\$0.00	\$0.00	\$0.00	\$0.00	\$0.00	\$8,928,103.81	\$8,432,098.04	\$8,432,098.04	\$8,432,098.04
Traditional Community Solar									\$0.00	\$0.00	\$0.00	\$0.00	\$0.00	\$0.00	\$0.00	\$0.00	\$0.00	\$7,668,982.87	\$7,592,484,964.05	\$7,592,484,964.05	\$7,592,484,964.05
Public Schools									\$0.00	\$0.00	\$0.00	\$0.00	\$0.00	\$0.00	\$0.00	\$0.00	\$0.00	\$4,333,980.58	\$4,312,310.67	\$4,290,749.12	\$4,269,295.31
Community Drive Community Solar									\$0.00	\$0.00	\$0.00	\$0.00	\$0.00	\$0.00	\$0.00	\$0.00	\$0.00	\$3,507,762.92	\$3,317,887.21	\$3,317,887.21	\$3,317,887.21
Equity Eligible Contractor									\$0.00	\$0.00	\$0.00	\$0.00	\$0.00	\$0.00	\$0.00	\$0.00	\$0.00	\$4,464,051.91	\$4,216,049.02	\$4,216,049.02	\$4,216,049.02
Utility Wind									\$0.00	\$0.00	\$0.00	\$0.00	\$0.00	\$0.00	\$0.00	\$0.00	\$0.00	\$3,474,004.33	\$3,474,004.33	\$3,474,004.33	\$3,474,004.33
Utility Solar									\$0.00	\$0.00	\$0.00	\$0.00	\$0.00	\$0.00	\$0.00	\$0.00	\$0.00	\$0.00	\$0.00	\$1,985,179.61	\$1,985,179.61
Brownfield									\$0.00	\$0.00	\$0.00	\$0.00	\$0.00	\$0.00	\$0.00	\$0.00	\$0.00	\$0.00	\$0.00	\$0.00	\$129,036.61
		\$0.00	\$0.00	\$0.00	\$0.00	\$0.00	\$0.00	\$0.00	\$0.00	\$0.00	\$0.00	\$0.00	\$0.00	\$0.00	\$0.00	\$0.00	\$0.00	\$100,927.33	\$28,137.00	\$27,882.13	\$27,882.13

[illegible][illegible]

Reengineering		2018	2019	2020	2021	2022	2023	2024	2025	2026	2027	2028	2029	2030	2031	2032	2033	2034	2035	2036	2037	2038	2039	2040	2041	2042
SOC < 25 KW		\$138,837,111.63	\$0.00	\$0.00	\$0.00	\$0.00	\$0.00	\$0.00	\$0.00	\$0.00	\$0.00	\$0.00	\$0.00	\$0.00	\$0.00	\$0.00	\$0.00	\$0.00	\$0.00	\$0.00	\$0.00	\$0.00	\$0.00	\$0.00	\$0.00	\$0.00
SOC > 25 - 5000KW		\$11,407,010.94	\$77,349.30	\$10,773,738.20	\$10,773,738.20	\$10,773,738.20	\$10,773,738.20	\$10,773,738.20	\$10,773,738.20	\$10,773,738.20	\$10,773,738.20	\$10,773,738.20	\$10,773,738.20	\$10,773,738.20	\$10,773,738.20	\$10,773,738.20	\$10,773,738.20	\$10,773,738.20	\$10,773,738.20	\$10,773,738.20	\$10,773,738.20	\$10,773,738.20	\$10,773,738.20	\$10,773,738.20	\$10,773,738.20	
Small Business Community Solar		\$0.00	\$21,620,271.12	\$0.00	\$0.00	\$0.00	\$0.00	\$0.00	\$0.00	\$0.00	\$0.00	\$0.00	\$0.00	\$0.00	\$0.00	\$0.00	\$0.00	\$0.00	\$0.00	\$0.00	\$0.00	\$0.00	\$0.00	\$0.00	\$0.00	\$0.00
Public Schools		\$343,118.91	\$47,903.32	\$426,688.00	\$427,475.31	\$427,962.98	\$452,055.61	\$441,841.40	\$416,632.20	\$414,424.04	\$414,216.92	\$410,018.31	\$406,805.78	\$406,601.75	\$406,988.74	\$406,196.75	\$406,988.74	\$406,196.75	\$406,988.74	\$406,196.75	\$406,988.74	\$406,196.75	\$406,988.74	\$406,196.75	\$406,988.74	\$406,196.75
Community Driven Community Solar		\$0.00	\$671,629.81	\$583,798.16	\$583,798.16	\$583,798.16	\$583,798.16	\$583,798.16	\$583,798.16	\$583,798.16	\$583,798.16	\$583,798.16	\$583,798.16	\$583,798.16	\$583,798.16	\$583,798.16	\$583,798.16	\$583,798.16	\$583,798.16	\$583,798.16	\$583,798.16	\$583,798.16	\$583,798.16	\$583,798.16	\$583,798.16	
Municipal Contractor		\$0.00	\$0.00	\$0.00	\$0.00	\$0.00	\$0.00	\$0.00	\$0.00	\$0.00	\$0.00	\$0.00	\$0.00	\$0.00	\$0.00	\$0.00	\$0.00	\$0.00	\$0.00	\$0.00	\$0.00	\$0.00	\$0.00	\$0.00	\$0.00	\$0.00
Utility Drive		\$0.00	\$0.00	\$0.00	\$0.00	\$0.00	\$0.00	\$0.00	\$0.00	\$0.00	\$0.00	\$0.00	\$0.00	\$0.00	\$0.00	\$0.00	\$0.00	\$0.00	\$0.00	\$0.00	\$0.00	\$0.00	\$0.00	\$0.00	\$0.00	\$0.00
University		\$0.00	\$1,490,400.00	\$1,490,400.00	\$1,490,400.00	\$1,490,400.00	\$1,490,400.00	\$1,490,400.00	\$1,490,400.00	\$1,490,400.00	\$1,490,400.00	\$1,490,400.00	\$1,490,400.00	\$1,490,400.00	\$1,490,400.00	\$1,490,400.00	\$1,490,400.00	\$1,490,400.00	\$1,490,400.00	\$1,490,400.00	\$1,490,400.00	\$1,490,400.00	\$1,490,400.00	\$1,490,400.00	\$1,490,400.00	
Utility Solar		\$0.00	\$0.00	\$0.00	\$0.00	\$0.00	\$0.00	\$0.00	\$0.00	\$0.00	\$0.00	\$0.00	\$0.00	\$0.00	\$0.00	\$0.00	\$0.00	\$0.00	\$0.00	\$0.00	\$0.00	\$0.00	\$0.00	\$0.00	\$0.00	\$0.00
Other Utility		\$490,000.00	\$4,399,142.24	\$4,337,146.53	\$4,337,146.53	\$4,337,146.53	\$4,337,146.53	\$4,337,146.53	\$4,337,146.53	\$4,337,146.53	\$4,337,146.53	\$4,337,146.53	\$4,337,146.53	\$4,337,146.53	\$4,337,146.53	\$4,337,146.53	\$4,337,146.53	\$4,337,146.53	\$4,337,146.53	\$4,337,146.53	\$4,337,146.53	\$4,337,146.53	\$4,337,146.53	\$4,337,146.53	\$4,337,146.53	
BIPAC		\$490,000.00	\$4,399,142.24	\$4,337,146.53	\$4,337,146.53	\$4,337,146.53	\$4,337,146.53	\$4,337,146.53	\$4,337,146.53	\$4,337,146.53	\$4,337,146.53	\$4,337,146.53	\$4,337,146.53	\$4,337,146.53	\$4,337,146.53	\$4,337,146.53	\$4,337,146.53	\$4,337,146.53	\$4,337,146.53	\$4,337,146.53	\$4,337,146.53	\$4,337,146.53	\$4,337,146.53	\$4,337,146.53	\$4,337,146.53	
RISC/BEP		\$150,287,251.59	\$34,062,072.66	\$33,914,405.11	\$40,144,161.56	\$40,045,914.56	\$39,915,290.85	\$39,756,286.69	\$39,756,286.69	\$39,756,286.69	\$39,756,286.69	\$39,756,286.69	\$39,756,286.69	\$39,756,286.69	\$39,756,286.69	\$39,756,286.69	\$39,756,286.69	\$39,756,286.69	\$39,756,286.69	\$39,756,286.69	\$39,756,286.69	\$39,756,286.69	\$39,756,286.69	\$39,756,286.69	\$39,756,286.69	\$39,756,286.69

	D7/2024 D.Y.2023		2023		2024		2025		2026		2027		2028		2029		2030		2031		2032		2033		2034		2035		2036		2037		2038		2039		2040		2041		2042																																			
SOC - 25 kW			\$196,896,433.52	\$151,483,990.97			\$2025	\$0.00			\$2026	\$0.00			\$2027	\$0.00			\$2028	\$0.00			\$2029	\$0.00			\$2030	\$0.00			\$2031	\$0.00			\$2032	\$0.00			\$2033	\$0.00			\$2034	\$0.00			\$2035	\$0.00			\$2036	\$0.00			\$2037	\$0.00			\$2038	\$0.00			\$2039	\$0.00			\$2040	\$0.00			\$2041	\$0.00			\$2042	\$0.00
SOC - 5000kW			\$25,347,753.90	\$400,430.76			\$2025	\$0.00			\$2026	\$0.00			\$2027	\$0.00			\$2028	\$0.00			\$2029	\$0.00			\$2030	\$0.00			\$2031	\$0.00			\$2032	\$0.00			\$2033	\$0.00			\$2034	\$0.00			\$2035	\$0.00			\$2036	\$0.00			\$2037	\$0.00			\$2038	\$0.00			\$2039	\$0.00			\$2040	\$0.00			\$2041	\$0.00			\$2042	\$0.00
Traditional Community Solar			\$21,854,593.00	\$26,937,444.25			\$2025	\$0.00			\$2026	\$0.00			\$2027	\$0.00			\$2028	\$0.00			\$2029	\$0.00			\$2030	\$0.00			\$2031	\$0.00			\$2032	\$0.00			\$2033	\$0.00			\$2034	\$0.00			\$2035	\$0.00			\$2036	\$0.00			\$2037	\$0.00			\$2038	\$0.00			\$2039	\$0.00			\$2040	\$0.00			\$2041	\$0.00			\$2042	\$0.00
Public Schools			\$18,094,414.84	\$25,768,925.97			\$2025	\$0.00			\$2026	\$0.00			\$2027	\$0.00			\$2028	\$0.00			\$2029	\$0.00			\$2030	\$0.00			\$2031	\$0.00			\$2032	\$0.00			\$2033	\$0.00			\$2034	\$0.00			\$2035	\$0.00			\$2036	\$0.00			\$2037	\$0.00			\$2038	\$0.00			\$2039	\$0.00			\$2040	\$0.00			\$2041	\$0.00			\$2042	\$0.00
Community Drive Contractor			\$0.00	\$2,851,984.24			\$2025	\$0.00			\$2026	\$0.00			\$2027	\$0.00			\$2028	\$0.00			\$2029	\$0.00			\$2030	\$0.00			\$2031	\$0.00			\$2032	\$0.00			\$2033	\$0.00			\$2034	\$0.00			\$2035	\$0.00			\$2036	\$0.00			\$2037	\$0.00			\$2038	\$0.00			\$2039	\$0.00			\$2040	\$0.00			\$2041	\$0.00			\$2042	\$0.00
Public Facility Contractor			\$14,763,719.81	\$2,851,984.24			\$2025	\$0.00			\$2026	\$0.00			\$2027	\$0.00			\$2028	\$0.00			\$2029	\$0.00			\$2030	\$0.00			\$2031	\$0.00			\$2032	\$0.00			\$2033	\$0.00			\$2034	\$0.00			\$2035	\$0.00			\$2036	\$0.00			\$2037	\$0.00			\$2038	\$0.00			\$2039	\$0.00			\$2040	\$0.00			\$2041	\$0.00			\$2042	\$0.00
Utility WMD			\$0.00	\$0.00			\$2025	\$0.00			\$2026	\$0.00			\$2027	\$0.00			\$2028	\$0.00			\$2029	\$0.00			\$2030	\$0.00			\$2031	\$0.00			\$2032	\$0.00			\$2033	\$0.00			\$2034	\$0.00			\$2035	\$0.00			\$2036	\$0.00			\$2037	\$0.00			\$2038	\$0.00			\$2039	\$0.00			\$2040	\$0.00			\$2041	\$0.00			\$2042	\$0.00
Utility Solar			\$0.00	\$4,640,000.00			\$2025	\$0.00			\$2026	\$0.00			\$2027	\$0.00			\$2028	\$0.00			\$2029	\$0.00			\$2030	\$0.00			\$2031	\$0.00			\$2032	\$0.00			\$2033	\$0.00			\$2034	\$0.00			\$2035	\$0.00			\$2036	\$0.00			\$2037	\$0.00			\$2038	\$0.00			\$2039	\$0.00			\$2040	\$0.00			\$2041	\$0.00			\$2042	\$0.00
Greenfield			\$0.00	\$7,676,766.00			\$2025	\$0.00			\$2026	\$0.00			\$2027	\$0.00			\$2028	\$0.00			\$2029	\$0.00			\$2030	\$0.00			\$2031	\$0.00			\$2032	\$0.00			\$2033	\$0.00			\$2034	\$0.00			\$2035	\$0.00			\$2036	\$0.00			\$2037	\$0.00			\$2038	\$0.00			\$2039	\$0.00			\$2040	\$0.00			\$2041	\$0.00			\$2042	\$0.00
Subtotal			\$260,112,892.08	\$266,520,103.01			\$2025	\$0.00			\$2026	\$0.00			\$2027	\$0.00			\$2028	\$0.00			\$2029	\$0.00			\$2030	\$0.00			\$2031	\$0.00			\$2032	\$0.00			\$2033	\$0.00			\$2034	\$0.00			\$2035	\$0.00			\$2036	\$0.00			\$2037	\$0.00			\$2038	\$0.00			\$2039	\$0.00			\$2040	\$0.00			\$2041	\$0.00			\$2042	\$0.00
			\$260,112,892.08	\$266,520,103.01			\$2025	\$0.00			\$2026	\$0.00			\$2027	\$0.00			\$2028	\$0.00			\$2029	\$0.00			\$2030	\$0.00			\$2031	\$0.00			\$2032	\$0.00			\$2033	\$0.00			\$2034	\$0.00			\$2035	\$0.00			\$2036	\$0.00			\$2037	\$0.00			\$2038	\$0.00			\$2039	\$0.00			\$2040	\$0.00			\$2041	\$0.00			\$2042	\$0.00
			\$260,112,892.08	\$266,520,103.01			\$2025	\$0.00			\$2026	\$0.00			\$2027	\$0.00			\$2028	\$0.00			\$2029	\$0.00			\$2030	\$0.00			\$2031	\$0.00			\$2032	\$0.00			\$2033	\$0.00			\$2034	\$0.00			\$2035	\$0.00			\$2036	\$0.00			\$2037	\$0.00			\$2038	\$0.00			\$2039	\$0.00			\$2040	\$0.00			\$2041	\$0.00			\$2042	\$0.00
			\$260,112,892.08	\$266,520,103.01			\$2025	\$0.00			\$2026	\$0.00			\$2027	\$0.00			\$2028	\$0.00			\$2029	\$0.00			\$2030	\$0.00			\$2031	\$0.00			\$2032	\$0.00			\$2033	\$0.00			\$2034	\$0.00			\$2035	\$0.00			\$2036	\$0.00			\$2037	\$0.00			\$2038	\$0.00			\$2039	\$0.00			\$2040	\$0.00			\$2041	\$0.00			\$2042	\$0.00
			\$260,112,892.08	\$266,520,103.01			\$2025	\$0.00			\$2026	\$0.00			\$2027	\$0.00			\$2028	\$0.00			\$2029	\$0.00			\$2030	\$0.00			\$2031	\$0.00			\$2032	\$0.00			\$2033	\$0.00			\$2034	\$0.00			\$2035	\$0.00			\$2036	\$0.00			\$2037	\$0.00			\$2038	\$0.00			\$2039	\$0.00			\$2040	\$0.00			\$2041	\$0.00			\$2042	\$0.00
			\$260,112,892.08	\$266,520,103.01			\$2025	\$0.00			\$2026	\$0.00			\$2027	\$0.00			\$2028	\$0.00			\$2029	\$0.00			\$2030	\$0.00			\$2031	\$0.00			\$2032	\$0.00			\$2033	\$0.00			\$2034	\$0.00			\$2035	\$0.00			\$2036	\$0.00			\$2037	\$0.00			\$2038	\$0.00			\$2039	\$0.00			\$2040	\$0.00			\$2041	\$0.00			\$2042	\$0.00
			\$260,112,892.08	\$266,520,103.01			\$2025	\$0.00			\$2026	\$0.00			\$2027	\$0.00			\$2028	\$0.00			\$2029	\$0.00			\$2030	\$0.00			\$2031	\$0.00			\$2032	\$0.00			\$2033	\$0.00			\$2034	\$0.00			\$2035	\$0.00			\$2036	\$0.00			\$2037	\$0.00			\$2038	\$0.00			\$2039	\$0.00			\$2040	\$0.00			\$2041	\$0.00			\$2042	\$0.00
			\$260,112,892.08	\$266,520,103.01			\$2025	\$0.00			\$2026	\$0.00			\$2027	\$0.00			\$2028	\$0.00			\$2029	\$0.00			\$2030	\$0.00			\$2031	\$0.00			\$2032	\$0.00			\$2033	\$0.00			\$2034	\$0.00			\$2035	\$0.00			\$2036	\$0.00			\$2037	\$0.00			\$2038	\$0.00			\$2039	\$0.00			\$2040	\$0.00			\$2041	\$0.00			\$2042	\$0.00
			\$260,112,892.08	\$266,520,103.01			\$2025	\$0.00			\$2026	\$0.00			\$2027	\$0.00			\$2028	\$0.00			\$2029	\$0.00			\$2030	\$0.00			\$2031	\$0.00			\$2032	\$0.00			\$2033	\$0.00			\$2034	\$0.00			\$2035	\$0.00			\$2036	\$0.00			\$2037	\$0.00			\$2038	\$0.00			\$2039	\$0.00			\$2040	\$0.00			\$2041	\$0.00			\$2042	\$0.00
			\$260,112,892.08	\$266,520,103.01			\$2025	\$0.00			\$2026	\$0.00			\$2027	\$0.00			\$2028	\$0.00			\$2029	\$0.00			\$2030	\$0.00			\$2031	\$0.00			\$2032	\$0.00			\$2033	\$0.00			\$2034	\$0.00			\$2035	\$0.00			\$2036	\$0.00			\$2037	\$0.00			\$2038	\$0.00			\$2039	\$0.00			\$2040	\$0.00			\$2041	\$0.00			\$2042	\$0.00
			\$260,112,892.08	\$266,520,103.01			\$2025	\$0.00			\$2026	\$0.00			\$2027	\$0.00			\$2028	\$0.00			\$2029	\$0.00			\$2030	\$0.00			\$2031	\$0.00			\$2032	\$0.00			\$2033	\$0.00			\$2034	\$0.00			\$2035	\$0.00			\$2036	\$0.00			\$2037	\$0.00			\$2038	\$0.00			\$2039	\$0.00			\$2040	\$0.00			\$2041	\$0.00			\$2042	\$0.00
			\$260,112,892.08	\$266,520,103.01			\$2025	\$0.00			\$2026	\$0.00			\$2027	\$0.00			\$2028	\$0.00			\$2029	\$0.00			\$2030	\$0.00			\$2031	\$0.00			\$2032	\$0.00			\$2033	\$0.00			\$2034	\$0.00			\$2035	\$0.00			\$2036	\$0.00			\$2037	\$0.00			\$2038	\$0.00			\$2039	\$0.00			\$2040	\$0.00			\$2041	\$0.00			\$2042	\$0.00
			\$260,112,892.08	\$266,520,103.01			\$2025	\$0.00			\$2026	\$0.00			\$2027	\$0.00			\$2028	\$0.00			\$2029	\$0.00			\$2030	\$0.00			\$2031	\$0.00			\$2032	\$0.00			\$2033	\$0.00			\$2034	\$0.00			\$2035	\$0.00			\$2036	\$0.00			\$2037	\$0.00			\$2038	\$0.00			\$2039	\$0.00			\$2040	\$0.00			\$2041	\$0.00			\$2042	\$0.00
			\$260,112,892.08	\$266,520,103.01			\$2025	\$0.00			\$2026	\$0.00			\$2027	\$0.00			\$2028	\$0.00			\$2029	\$0.00			\$2030	\$0.00			\$2031	\$0.00			\$2032	\$0.00			\$2033	\$0.00			\$2034	\$0.00			\$2035	\$0.00			\$2036	\$0.00			\$2037	\$0.00			\$2038	\$0.00			\$2039	\$0.00			\$2040	\$0.00			\$2041	\$0.00			\$2042	\$0.00
			\$260,112,892.08	\$266,520,103.01			\$2025	\$0.00			\$2026	\$0.00			\$2027	\$0.00																																																												

[illegible]

Reopen Activities	2022	2023	2024	2025	2026	2027	2028	2029	2030	2031	2032	2033	2034	2035	2036	2037	2038	2039	2040	2041	2042
SDG < 25 kW	141,375	140,668	139,965	139,265	138,568	137,876	137,186	136,500	135,818	135,139	134,463	133,791	133,122	132,456	131,794	-	-	-	-	-	-
LDG > 25 - 5000kW	128,596	127,953	127,313	126,676	126,043	125,413	124,786	124,162	123,541	122,923	122,309	121,697	121,089	120,483	119,881	-	-	-	-	-	-
Traditional Community Solar	-	370,263	368,412	366,570	364,737	362,913	361,099	359,293	357,497	355,709	353,931	352,161	350,400	348,648	346,905	345,171	343,445	341,728	340,019	338,319	336,627
Public Schools	963	958	953	948	944	939	934	929	925	920	916	911	906	902	897	893	888	884	880	875	-
Community Driven Community Solar	-	4,443	4,421	4,399	4,377	4,355	4,333	4,312	4,290	4,269	4,247	4,226	4,205	4,184	4,163	4,142	-	-	-	-	-
Equity Eligible Contractor	-	-	-	-	-	-	-	-	-	-	-	-	-	-	-	-	-	-	-	-	-
Utility Wind	-	-	-	460,000	460,000	460,000	460,000	460,000	460,000	460,000	460,000	460,000	460,000	460,000	460,000	460,000	460,000	460,000	460,000	460,000	460,000
Utility Solar	-	-	-	948,091	943,351	938,634	933,941	929,271	924,625	920,001	915,401	910,824	906,270	901,739	897,230	892,744	888,280	883,839	879,420	875,023	870,648
Brownfield	-	-	-	8,493	8,451	8,408	8,366	8,324	8,283	8,241	8,200	8,159	8,118	8,078	8,037	7,997	7,957	7,917	7,878	7,838	7,799
RECs Delivered	270,933	644,285	641,064	2,054,442	2,046,470	2,038,538	2,030,645	2,022,792	2,014,978	2,007,203	1,999,467	1,991,770	1,984,111	1,976,490	1,968,908	1,710,947	1,700,571	1,694,368	1,688,196	1,682,055	1,675,074

2022	2022	2023	2024	2025	2026	2027	2028	2029	2030	2031	2032	2033	2034	2035	2036	2037	2038	2039	2040	2041	2042
SDG < 25 kW	183,010	182,095	181,194	180,279	179,377	178,480	177,588	176,700	175,816	174,937	174,063	173,192	172,326	171,465	170,607	-	-	-	-	-	-
LDG > 25 - 5000kW	234,824	233,650	232,482	231,320	230,163	229,012	227,867	226,728	225,594	224,466	223,344	222,227	221,116	220,010	218,910	-	-	-	-	-	-
Traditional Community Solar	-	236,969	235,784	234,605	233,432	232,265	231,103	229,948	228,798	227,654	226,516	225,383	224,256	223,135	222,019	220,909	219,805	218,706	217,612	216,524	215,441
Public Schools	295,248	293,772	292,303	290,841	289,387	287,940	286,500	285,068	283,643	282,224	280,813	279,409	278,012	276,622	275,239	273,863	272,494	271,131	269,775	268,427	-
Community Driven Community Solar	-	59,242	58,946	58,651	58,358	58,066	57,776	57,487	57,199	56,914	56,629	56,346	56,064	55,784	55,505	55,227	-	-	-	-	-
Equity Eligible Contractor	182,433	181,520	180,613	179,710	178,811	177,917	177,028	176,142	175,262	174,385	173,514	172,646	171,783	170,924	170,069	-	-	-	-	-	-
Utility Wind	-	-	-	1,750,000	1,750,000	1,750,000	1,750,000	1,750,000	1,750,000	1,750,000	1,750,000	1,750,000	1,750,000	1,750,000	1,750,000	1,750,000	1,750,000	1,750,000	1,750,000	1,750,000	1,750,000
Utility Solar	-	-	-	1,000,000	995,000	990,025	985,075	980,150	975,249	970,373	965,521	960,693	955,890	951,110	946,355	941,623	936,915	932,230	927,569	922,931	918,316
Brownfield	-	-	-	63,000	64,675	64,352	64,030	63,710	63,391	63,074	62,759	62,445	62,133	61,822	61,513	61,205	60,899	60,595	60,292	59,991	59,691
RECs Delivered	895,515	1,187,248	1,181,312	3,990,405	3,979,203	3,968,057	3,956,967	3,945,932	3,934,952	3,924,028	3,913,157	3,902,342	3,891,580	3,880,872	3,870,218	3,302,828	3,240,112	3,232,662	3,225,248	3,217,872	2,943,448

2023	2022	2023	2024	2025	2026	2027	2028	2029	2030	2031	2032	2033	2034	2035	2036	2037	2038	2039	2040	2041	2042
SDG < 25 kW	162,119	161,308	160,502	159,699	158,901	158,106	157,316	156,529	155,746	154,968	154,193	153,422	152,655	151,891	151,132	-	-	-	-	-	-
LDG > 25 - 5000kW	172,603	171,740	170,881	170,026	169,176	168,330	167,489	166,651	165,818	164,989	164,164	163,343	162,527	161,714	160,905	-	-	-	-	-	-
Traditional Community Solar	-	296,359	294,877	293,403	291,936	290,476	289,023	287,578	286,140	284,710	283,286	281,870	280,460	279,058	277,663	276,275	274,893	273,519	272,151	270,790	-
Public Schools	148,179	147,438	146,701	145,968	145,238	144,512	143,789	143,070	142,355	141,643	140,935	140,230	139,529	138,831	138,137	137,447	136,759	136,076	135,395	134,718	-
Community Driven Community Solar	-	49,393	49,146	48,900	48,656	48,413	48,171	47,930	47,690	47,452	47,214	46,978	46,743	46,510	46,277	46,046	-	-	-	-	-
Equity Eligible Contractor	86,301	85,870	85,440	85,013	84,588	84,165	83,744	83,326	82,909	82,495	82,082	81,672	81,263	80,857	80,453	-	-	-	-	-	-
Utility Wind	-	-	-	1,750,000	1,750,000	1,750,000	1,750,000	1,750,000	1,750,000	1,750,000	1,750,000	1,750,000	1,750,000	1,750,000	1,750,000	1,750,000	1,750,000	1,750,000	1,750,000	1,750,000	1,750,000
Utility Solar	-	-	-	1,000,000	995,000	990,025	985,075	980,150	975,249	970,373	965,521	960,693	955,890	951,110	946,355	941,623	936,915	932,230	927,569	922,931	918,316
Brownfield	-	-	-	65,000	64,675	64,352	64,030	63,710	63,391	63,074	62,759	62,445	62,133	61,822	61,513	61,205	60,899	60,595	60,292	59,991	59,691
RECs Delivered	-	569,202	912,108	907,547	3,718,010	3,708,170	3,698,379	3,688,637	3,678,944	3,669,299	3,659,702	3,650,154	3,640,653	3,631,200	3,621,794	3,612,435	3,603,026	3,593,670	3,584,367	3,575,116	3,565,919

2024	2022	2023	2024	2025	2026	2027	2028	2029	2030	2031	2032	2033	2034	2035	2036	2037	2038	2039	2040	2041	2042
SDG < 25 kW	162,119	161,308	160,502	159,699	158,901	158,106	157,316	156,529	155,746	154,968	154,193	153,422	152,655	151,891	151,132	-	-	-	-	-	-
LDG > 25 - 5000kW	172,603	171,740	170,881	170,026	169,176	168,330	167,489	166,651	165,818	164,989	164,164	163,343	162,527	161,714	160,905	-	-	-	-	-	-
Traditional Community Solar	-	296,359	294,877	293,403	291,936	290,476	289,023	287,578	286,140	284,710	283,286	281,870	280,460	279,058	277,663	276,275	274,893	273,519	272,151	270,790	-
Public Schools	148,179	147,438	146,701	145,968	145,238	144,512	143,789	143,070	142,355	141,643	140,935	140,230	139,529	138,831	138,137	137,447	136,759	136,076	135,395	134,718	-
Community Driven Community Solar	-	49,393	49,146	48,900	48,656	48,413	48,171	47,930	47,690	47,452	47,214	46,978	46,743	46,510	46,277	46,046	-	-	-	-	-
Equity Eligible Contractor	86,301	85,870	85,440	85,013	84,588	84,165	83,744	83,326	82,909	82,495	82,082	81,672	81,263	80,857	80,453	-	-	-	-	-	-
Utility Wind	-	-	-	1,750,000	1,750,000	1,750,000	1,750,000	1,750,000	1,750,000	1,750,000	1,750,000	1,750,000	1,750,000	1,750,000	1,750,000	1,750,000	1,750,000	1,750,000	1,750,000	1,750,000	1,750,000
Utility Solar	-	-	-	1,000,000	995,000	990,025	985,075	980,150	975,249	970,373	965,521	960,693	955,890	951,110	946,355	941,623	936,915	932,230	927,569	922,931	918,316
Brownfield	-	-	-	65,000	64,675	64,352	64,030	63,710	63,391	63,074	62,759	62,445	62,133	61,822	61,513	61,205	60,899	60,595	60,292	59,991	59,691
RECs Delivered	-	-	569,202	912,108	907,547	3,718,010	3,708,170	3,698,379	3,688,637	3,678,944	3,669,299	3,659,702	3,650,154	3,640,653	3,631,200	3,621,794	3,612,435	3,603,026	3,593,670	3,584,367	3,575,116

2025	2022	2023	2024	2025	2026	2027	2028	2029	2030	2031	2032	2033	2034	2035	2036	2037	2038	2039	2040	2041	2042
SDG < 25 kW				162,119	161,308	160,502	159,699	158,901	158,106	157,316	156,529	155,746	154,968	154,193	153,422	152,655	151,891	151,132	-	-	-
LDG > 25 - 5000kW				172,603	171,740	170,881	170,026	169,176	168,330	167,489	166,651	165,818	164,989	164,164	163,343	162,527	161,714	160,905	-	-	-
Traditional Community Solar				-	296,359	294,877	293,403	291,936	290,476	289,023	287,578	286,140	284,710	283,286	281,870	280,460	279,058	277,663	276,275	274,893	273,519
Public Schools				148,179	147,438	146,701	145,968	145,238	144,512	143,789	143,070	142,355	141,643	140,935	140,230	139,529	138,831	138,137	137,447	136,759	136,076
Community Driven Community Solar				-	49,393	49,146	48,900	48,656	48,413	48,171	47,930	47,690	47,452	47,214	46,978	46,743	46,510	46,277	46,046	-	-
Equity Eligible Contractor				86,301	85,870	85,440	-	-	-	-	-	-	-	-	-	-	-	-	-	-	-
Utility Wind				-	-	-	2,500,000	2,500,000	2,500,000	2,500,000	2,500,000	2,500,000	2,500,000	2,500,000	2,500,000	2,500,000	2,500,000	2,500,000	2,500,000	2,500,000	2,500,000
Utility Solar				-	2,000,000	-	2,000,000	2,000,000	2,000,000	2,000,000	2,000,000	2,000,000	2,000,000	2,000,000	2,000,000	2,000,000	2,000,000	2,000,000	2,000,000	2,000,000	2,000,000
Brownfield				-	-	-	125,000	125,000	125,000	125,000	125,000	125,000	125,000	125,000	125,000	125,000	125,000	125,000	125,000	125,000	125,000
RECs Delivered				-	569,202	912,108	907,547	5,523,495	5,523,495	5,514,532	5,510,084	5,505,659	5,501,256	5,496,874	5,492,515	5,488,177	5,483,862	5,479,567	5,084,766	5,036,653	5,034,594

2030	2022	2023	2024	2025	2026	2027	2028	2029	2030	2031	2032	2033	2034	2035	2036	2037	2038	2039	2040	2041	2042
SDG < 25 kW									162,119	161,308	160,502	159,699	158,901	158,106	157,316	156,529	155,746	154,968	154,193	153,422	152,655
LDG > 25 - 5000kW									172,603	171,740	170,881	170,026	169,176	168,330	167,489	166,651	165,818	164,989	164,164	163,343	162,527
Traditional Community Solar									-	296,359	294,877	293,403	291,936	290,476	289,023	287,578	286,140	284,710	283,286	281,870	280,460
Public Schools									148,179	147,438	146,701	145,968	145,238	144,512	143,789	143,070	142,355	141,643	140,935	140,230	139,529
Community Driven Community Solar										49,393	49,146	48,900	48,656	48,413	48,171	47,930	47,690	47,452	47,214	46,978	46,743
Quality Eligible Contractor									86,301	85,870	85,440	85,013	84,588	84,165	83,743	83,320	82,898	82,476	82,054	81,632	
Utility Wind									-	-	-	2,500,000	2,500,000	2,500,000	2,500,000	2,500,000	2,500,000	2,500,000	2,500,000	2,500,000	2,500,000
Utility Solar									-	-	-	2,000,000	2,000,000	2,000,000	2,000,000	2,000,000	2,000,000	2,000,000	2,000,000	2,000,000	2,000,000
Brownfield									-	-	-	125,000	125,000	125,000	125,000	125,000	125,000	125,000	125,000	125,000	125,000
RECcs Delivered									569,202	912,108	907,547	5,528,010	5,523,495	5,519,002	5,514,532	5,510,084	5,505,659	5,501,256	5,496,874	5,492,515	5,488,177

2032	2022	2023	2024	2025	2026	2027	2028	2029	2030	2031	2032	2033	2034	2035	2036	2037	2038	2039	2040	2041	2042
SDG < 25 kW											162,119	161,308	160,502	159,699	158,901	158,106	157,316	156,529	155,746	154,968	154,193
LDG > 25 - 5000kW											172,603	171,740	170,881	170,026	169,176	168,330	167,489	166,651	165,818	164,989	164,164
Traditional Community Solar											-	296,359	294,877	293,403	291,936	290,476	289,023	287,575	286,140	284,710	283,286
Public Schools											148,179	147,438	146,701	145,968	145,238	144,512	143,789	143,070	142,355	141,643	140,935
Community Driven Community Solar											49,393	49,146	48,900	48,656	48,413	48,171	47,930	47,690	47,452	47,214	
Equity Eligible Contractor											86,301	85,870	85,440	85,013	84,588	84,165	83,744	83,326	82,909	82,495	82,082
Utility Wind											-	-	-	2,500,000	2,500,000	2,500,000	2,500,000	2,500,000	2,500,000	2,500,000	2,500,000
Utility Solar											-	-	-	2,000,000	2,000,000	2,000,000	2,000,000	2,000,000	2,000,000	2,000,000	2,000,000
Brownfield											-	-	-	125,000	125,000	125,000	125,000	125,000	125,000	125,000	125,000
RECs Delivered											-	-	-	5,528,010	5,523,495	5,519,002	5,514,532	5,510,084	5,505,659	5,501,256	5,496,874

2034	2022	2023	2024	2025	2026	2027	2028	2029	2030	2031	2032	2033	2034	2035	2036	2037	2038	2039	2040	2041	2042
SDG < 25 kW													162,119	161,308	160,502	159,699	158,901	158,106	157,316	156,529	155,746
LDG > 25 - 5000kW													172,603	171,740	170,881	170,026	169,176	168,330	167,489	166,651	165,818
Traditional Community Solar													-	296,359	294,877	293,403	291,936	290,476	289,023	287,578	286,140
Public Schools													148,179	147,438	146,701	145,968	145,238	144,512	143,789	143,070	142,355
Community Driven Community Solar													-	49,393	49,146	48,900	48,656	48,413	48,171	47,930	47,690
Equity Eligible Contractor													86,301	85,870	85,440	85,013	84,588	84,165	83,744	83,326	82,909
Utility Wind													-	2,500,000	-	2,500,000	2,500,000	2,500,000	2,500,000	2,500,000	2,500,000
Utility Solar													-	-	2,000,000	2,000,000	2,000,000	2,000,000	2,000,000	2,000,000	2,000,000
Brownfield													-	-	-	125,000	125,000	125,000	125,000	125,000	125,000
RECs Delivered													569,202	912,108	907,547	5,528,010	5,523,495	5,519,002	5,514,532	5,510,084	5,505,659

2035	2022	2023	2024	2025	2026	2027	2028	2029	2030	2031	2032	2033	2034	2035	2036	2037	2038	2039	2040	2041	2042
SDG < 25 kW														162,119	161,308	160,502	159,699	158,901	158,106	157,316	156,529
LDG > 25 - 5000kW														172,603	171,740	170,881	170,026	169,176	168,330	167,489	166,651
Traditional Community Solar														-	296,359	294,877	293,403	291,936	290,476	289,023	287,578
Public Schools														148,179	147,438	146,701	145,968	145,238	144,512	143,789	143,070
Community Driven Community Solar														-	49,393	49,146	48,900	48,656	48,413	48,171	47,930
Equity Eligible Contractor														86,301	85,870	85,440	85,013	84,588	84,165	83,744	83,326
Utility Wind														-	-	-	2,500,000	2,500,000	2,500,000	2,500,000	2,500,000
Utility Solar														-	-	-	2,000,000	2,000,000	2,000,000	2,000,000	2,000,000
Brownfield														-	-	-	125,000	125,000	125,000	125,000	125,000
RECs Delivered	-	-	-	-	-	-	-	-	-	-	-	-	-	569,202	912,108	907,547	5,528,010	5,523,495	5,519,002	5,514,532	5,510,084

2036	2022	2023	2024	2025	2026	2027	2028	2029	2030	2031	2032	2033	2034	2035	2036	2037	2038	2039	2040	2041	2042
SDG < 25 kW															162,119	161,308	160,502	159,699	158,901	158,106	157,316
LDG > 25 - 5000kW															172,603	171,740	170,881	170,026	169,176	168,330	167,489
Traditional Community Solar															-	296,359	294,877	293,403	291,936	290,476	289,023
Public Schools															148,179	147,438	146,701	145,968	145,238	144,512	143,789
Community Driven Community Solar															-	49,393	49,146	48,900	48,656	48,413	48,171
Equity Eligible Contractor															86,301	85,870	85,440	85,013	84,588	84,165	83,744
Utility Wind															-	-	-	2,500,000	2,500,000	2,500,000	2,500,000
Utility Solar															-	-	-	2,000,000	2,000,000	2,000,000	2,000,000
Brownfield															-	-	-	125,000	125,000	125,000	125,000
RECs Delivered	-	-	-	-	-	-	-	-	-	-	-	-	-	-	569,202	912,108	907,547	5,528,010	5,523,495	5,519,002	5,514,532

2037	2022	2023	2024	2025	2026	2027	2028	2029	2030	2031	2032	2033	2034	2035	2036	2037	2038	2039	2040	2041	2042
SDG < 25 kW																162,119	161,308	160,502	159,699	158,901	158,106
LDG > 25 - 5000kW																172,603	171,740	170,881	170,026	169,176	168,330
Traditional Community Solar																-	296,359	294,877	293,403	291,936	290,476
Public Schools																148,179	147,438	146,701	145,968	145,238	144,512
Community Driven Community Solar																-	49,393	49,146	48,900	48,656	48,413
Equity Eligible Contractor																86,301	85,870	85,440	85,013	84,588	84,165
Utility Wind																-	-	-	2,500,000	2,500,000	2,500,000
Utility Solar																-	-	-	2,000,000	2,000,000	2,000,000
Brownfield																-	-	-	125,000	125,000	125,000
RECs Delivered	-	-	-	-	-	-	-	-	-	-	-	-	-	-	-	569,202	912,108	907,547	5,528,010	5,523,495	5,519,002

2038	2022	2023	2024	2025	2026	2027	2028	2029	2030	2031	2032	2033	2034	2035	2036	2037	2038	2039	2040	2041	2042
SDG < 25 kW																	162,119	161,308	160,502	159,699	158,901
LDG > 25 - 5000kW																	172,603	171,740	170,881	170,026	169,176
Traditional Community Solar																	-	296,359	294,877	293,403	291,936
Public Schools																	148,179	147,438	146,701	145,968	145,238
Community Driven Community Solar																	-	49,393	49,146	48,900	48,656
Equity Eligible Contractor																	86,301	85,870	85,440	85,013	84,588
Utility Wind																	-	-	-	2,500,000	2,500,000
Utility Solar																	-	-	-	2,000,000	2,000,000
Brownfield																	-	-	-	125,000	125,000
RECs Delivered	-	-	-	-	-	-	-	-	-	-	-	-	-	-	-	-	569,202	912,108	907,547	5,528,010	5,523,495

2039	2022	2023	2024	2025	2026	2027	2028	2029	2030	2031	2032	2033	2034	2035	2036	2037	2038	2039	2040	2041	2042
SDG < 25 kW																		162,119	161,308	160,502	159,699
LDG > 25 - 5000kW																		172,603	171,740	170,881	170,026
Traditional Community Solar																		-	296,359	294,877	293,403
Public Schools																		148,179	147,438	146,701	145,968
Community Driven Community Solar																		-	49,393	49,146	48,900
Equity Eligible Contractor																		86,301	85,870	85,440	85,013
Utility Wind																		-	-	-	2,500,000
Utility Solar																		-	-	-	2,000,000
Brownfield																		-	-	-	125,000
RECs Delivered	-	-	-	-	-	-	-	-	-	-	-	-	-	-	-	-	-	569,202	912,108	907,547	5,528,010

2040	2022	2023	2024	2025	2026	2027	2028	2029	2030	2031	2032	2033	2034	2035	2036	2037	2038	2039	2040	2041	2042
SDG < 25 kW																			162,119	161,308	160,502
LDG > 25 - 5000kW																			172,603	171,740	170,881
Traditional Community Solar																			-	296,359	294,877
Public Schools																			148,179	147,438	146,701
Community Driven Community Solar																			-	49,393	49,146
Equity Eligible Contractor																			86,301	85,870	85,440
Utility Wind																			-	-	-
Utility Solar																			-	-	-
Brownfield																			-	-	-
RECs Delivered	-	-	-	-	-	-	-	-	-	-	-	-	-	-	-	-	-	-	569,202	912,108	907,547

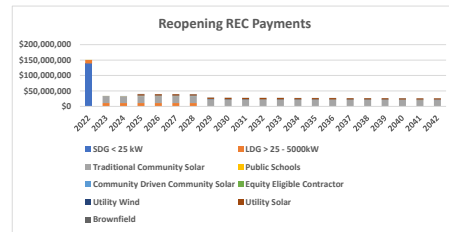
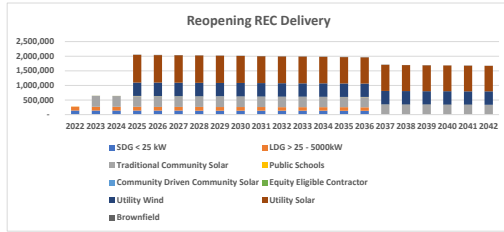
Combined Delivery	2022	2023	2024	2025	2026	2027	2028	2029	2030	2031	2032	2033	2034	2035	2036	2037	2038	2039	2040	2041	2042
SDG < 25 kW	324,385	484,881	644,576	803,472	961,573	1,118,884	1,275,408	1,431,150	1,586,113	1,740,301	1,893,718	2,046,368	2,198,255	2,349,383	2,499,755	2,348,485	2,348,485	2,348,485	2,348,485	2,186,367	2,025,059
LDG > 25 - 5000kW	363,420	534,206	704,137	873,219	1,041,456	1,208,851	1,375,409	1,541,135	1,706,032	1,870,104	2,033,356	2,195,792	2,357,416	2,518,231	2,678,243	2,500,357	2,500,357	2,500,357	2,500,357	2,327,754	2,156,015
Traditional Community Solar	-	607,232	900,554	1,192,410	1,482,807	1,771,752	2,059,252	2,345,314	2,629,946	2,913,155	3,194,948	3,475,332	3,754,314	4,031,902	4,308,101	4,582,919	4,856,363	5,128,440	5,399,157	5,668,520	5,640,177
Public Schools	296,211	442,909	588,874	734,109	878,618	1,022,404	1,165,471	1,307,823	1,449,464	1,590,396	1,730,623	1,870,149	2,008,978	2,147,112	2,284,556	2,421,313	2,557,386	2,692,778	2,827,493	2,813,356	2,531,334
Community Driven Community Solar	-	63,685	112,760	161,589	210,174	258,517	306,617	354,477	402,098	449,481	496,626	543,536	590,212	636,654	682,864	728,843	715,519	715,519	715,519	715,519	666,126
Equity Eligible Contractor	182,433	267,822	352,784	437,321	521,436	605,130	688,406	771,265	853,710	935,743	1,017,365	1,098,580	1,179,388	1,259,793	1,339,795	1,250,178	1,250,178	1,250,178	1,163,877	1,078,007	
Utility Wind	-	-	-	2,210,000	3,960,000	5,710,000	8,210,000	10,710,000	13,210,000	15,710,000	18,210,000	20,710,000	23,210,000	25,710,000	28,210,000	30,710,000	33,210,000	35,710,000	38,210,000	40,710,000	43,210,000
Utility Solar	-	-	-	1,948,091	2,938,351	3,923,659	5,904,040	7,884,520	9,865,098	11,845,772	13,826,543	15,807,411	17,788,374	19,769,432	21,750,585	23,731,832	25,713,172	27,694,607	29,676,134	31,657,753	33,639,464
Brownfield	-	-	-	73,493	138,126	202,435	326,423	450,416	574,414	698,416	822,424	946,437	1,070,455	1,194,478	1,318,505	1,442,538	1,566,575	1,690,617	1,814,664	1,938,716	2,062,754
RECs delivered	1,166,448	2,400,735	3,303,685	4,833,705	12,332,540	15,821,631	21,311,027	26,796,101	32,276,874	37,753,369	43,225,066	48,693,606	54,157,392	59,616,984	65,072,403	69,716,465	74,718,036	79,730,982	84,741,988	89,181,862	93,008,954

[illegible]

Reopening Summary

	2022	2023	2024	2025	2026	2027	2028	2029	2030	2031	2032	2033	2034	2035	2036	2037	2038	2039	2040	2041	2042
SDG < 25 kW	141,375	140,668	139,965	139,265	138,568	137,876	137,186	136,500	135,818	135,139	134,463	133,791	133,122	132,456	131,794	-	-	-	-	-	-
LDG > 25 - 5000kW	128,596	127,953	127,313	126,676	126,043	125,413	124,786	124,162	123,541	122,923	122,309	121,697	121,089	120,483	119,881	-	-	-	-	-	-
Traditional Community Solar	-	370,263	368,412	366,570	364,737	362,913	361,099	359,293	357,487	355,709	353,931	352,161	350,400	348,648	346,905	345,171	343,445	341,728	340,019	338,319	336,627
Public Schools	-	958	953	948	944	939	934	929	925	920	916	911	906	902	897	893	888	884	880	875	-
Community Driven Community Solar	963	-	-	-	-	-	-	-	-	-	-	-	-	-	-	-	-	-	-	-	-
Equity Eligible Contractor	-	4,443	4,421	4,399	4,377	4,355	4,333	4,312	4,290	4,269	4,247	4,226	4,205	4,184	4,163	4,142	-	-	-	-	-
Utility Wind	-	-	-	460,000	460,000	460,000	460,000	460,000	460,000	460,000	460,000	460,000	460,000	460,000	460,000	460,000	460,000	460,000	460,000	460,000	460,000
Utility Solar	-	-	-	-	948,091	943,351	938,634	933,941	929,271	924,625	920,001	915,401	910,824	906,270	901,739	897,230	892,744	888,280	883,839	879,420	875,023
Brownfield	-	-	-	8,493	8,451	8,408	8,366	8,324	8,283	8,241	8,200	8,159	8,118	8,078	8,037	7,997	7,957	7,917	7,878	7,838	7,799
<b>Total Recs</b>	<b>270,933</b>	<b>644,285</b>	<b>641,064</b>	<b>2,054,442</b>	<b>2,046,470</b>	<b>2,038,538</b>	<b>2,030,645</b>	<b>2,022,792</b>	<b>2,014,978</b>	<b>2,007,203</b>	<b>1,999,467</b>	<b>1,991,770</b>	<b>1,984,111</b>	<b>1,976,490</b>	<b>1,968,908</b>	<b>1,710,947</b>	<b>1,700,571</b>	<b>1,694,368</b>	<b>1,688,196</b>	<b>1,682,055</b>	<b>1,675,074</b>

634,669 631,496 628,338 625,196 622,070 618,960 615,865 612,786 609,722 606,673



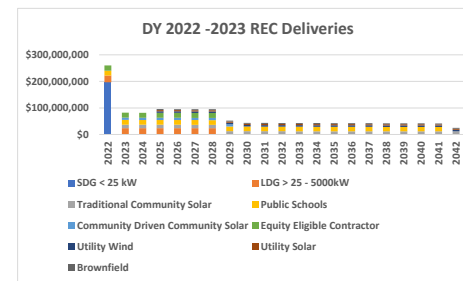
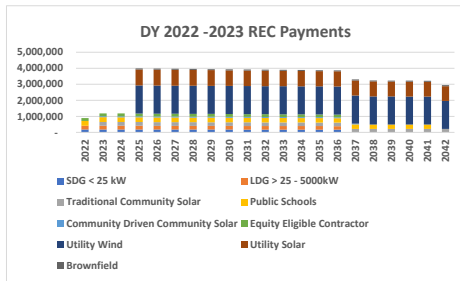
	2022	2023	2024	2025	2026	2027	2028	2029	2030	2031	2032	2033	2034	2035	2036	2037	2038	2039	2040	2041	2042
SDG < 25 kW	\$138,837,112	\$0	\$0	\$0	\$0	\$0	\$0	\$0	\$0	\$0	\$0	\$0	\$0	\$0	\$0	\$0	\$0	\$0	\$0	\$0	\$0
LDG > 25 - 5000kW	\$11,407,011	\$10,773,288	\$10,773,288	\$10,773,288	\$10,773,288	\$10,773,288	\$10,773,288	\$0	\$0	\$0	\$0	\$0	\$0	\$0	\$0	\$0	\$0	\$0	\$0	\$0	\$0
Traditional Community Solar	\$0	\$22,628,271	\$22,515,130	\$22,402,554	\$22,290,542	\$22,179,089	\$22,068,193	\$21,957,852	\$21,848,063	\$21,738,823	\$21,630,129	\$21,521,978	\$21,414,368	\$21,307,296	\$21,200,760	\$21,094,756	\$20,989,282	\$20,884,336	\$20,779,914	\$20,676,015	\$20,572,635
Public Schools	\$43,119	\$42,903	\$42,689	\$42,475	\$42,263	\$42,052	\$41,841	\$41,632	\$41,424	\$41,217	\$41,011	\$40,806	\$40,602	\$40,399	\$40,197	\$39,996	\$39,796	\$39,597	\$39,399	\$39,202	\$0
Community Driven Community Solar	\$0	\$617,610	\$583,298	\$583,298	\$583,298	\$583,298	\$583,298	\$583,298	\$583,298	\$0	\$0	\$0	\$0	\$0	\$0	\$0	\$0	\$0	\$0	\$0	\$0
Equity Eligible Contractor	\$0	\$0	\$0	\$0	\$0	\$0	\$0	\$0	\$0	\$0	\$0	\$0	\$0	\$0	\$0	\$0	\$0	\$0	\$0	\$0	\$0
Utility Wind	\$0	\$0	\$0	\$1,490,400	\$1,490,400	\$1,490,400	\$1,490,400	\$1,490,400	\$1,490,400	\$1,490,400	\$1,490,400	\$1,490,400	\$1,490,400	\$1,490,400	\$1,490,400	\$1,490,400	\$1,490,400	\$1,490,400	\$1,490,400	\$1,490,400	\$1,490,400
Utility Solar	\$0	\$0	\$0	\$4,399,142	\$4,377,147	\$4,355,261	\$4,333,484	\$4,311,817	\$4,290,258	\$4,268,807	\$4,247,463	\$4,226,225	\$4,205,094	\$4,184,069	\$4,163,148	\$4,142,333	\$4,121,621	\$4,101,013	\$4,080,508	\$4,060,105	\$4,039,805
Brownfield	\$0	\$0	\$0	\$493,443	\$490,976	\$488,521	\$486,079	\$483,648	\$481,230	\$478,824	\$476,430	\$474,048	\$471,677	\$469,319	\$466,972	\$464,637	\$462,314	\$460,003	\$457,703	\$455,414	\$453,137
<b>REC Spend</b>	<b>\$150,287,242</b>	<b>\$34,062,073</b>	<b>\$33,914,405</b>	<b>\$40,184,602</b>	<b>\$40,047,913</b>	<b>\$39,911,909</b>	<b>\$39,776,584</b>	<b>\$28,868,648</b>	<b>\$28,151,375</b>	<b>\$28,018,070</b>	<b>\$27,885,432</b>	<b>\$27,753,457</b>	<b>\$27,622,141</b>	<b>\$27,491,483</b>	<b>\$27,361,477</b>	<b>\$27,232,122</b>	<b>\$27,103,413</b>	<b>\$26,975,348</b>	<b>\$26,847,924</b>	<b>\$26,721,136</b>	<b>\$26,595,976</b>

[illegible]



Utility Wind	1,750,000	\$3.24	\$102,060,000	\$0	\$0	\$0	\$5,670,000	\$5,670,000	\$5,670,000	\$5,670,000	\$5,670,000	\$5,670,000	\$5,670,000	\$5,670,000	\$5,670,000	\$5,670,000	\$5,670,000	\$5,670,000	\$5,670,000	\$5,670,000	\$5,670,000	\$5,670,000	\$5,670,000	\$5,670,000
Utility Solar	1,000,000	\$4.64	\$80,063,306	\$0	\$0	\$0	\$4,640,000	\$4,616,800	\$4,593,716	\$4,570,747	\$4,547,894	\$4,525,154	\$4,502,528	\$4,480,016	\$4,457,616	\$4,435,328	\$4,413,151	\$4,391,085	\$4,369,130	\$4,347,284	\$4,325,548	\$4,303,930	\$4,282,440	\$4,260,988
Brownfield	65,000	\$58.10	\$65,163,594	\$0	\$0	\$0	\$3,776,500	\$3,757,618	\$3,738,829	\$3,720,135	\$3,701,535	\$3,683,027	\$3,664,612	\$3,646,289	\$3,628,067	\$3,609,917	\$3,591,867	\$3,573,908	\$3,556,039	\$3,538,258	\$3,520,567	\$3,502,964	\$3,485,449	\$3,468,022

	2022	2023	2024	2025	2026	2027	2028	2029	2030	2031	2032	2033	2034	2035	2036	2037	2038	2039	2040	2041	2042
SDG < 25 kW	183,010	182,095	181,184	180,279	179,377	178,480	177,588	176,700	175,816	174,937	174,063	173,192	172,326	171,465	170,607	-	-	-	-	-	-
LDG > 25 - 5000kW	234,824	233,650	232,482	231,320	230,163	229,012	227,867	226,728	225,594	224,466	223,344	222,227	221,116	220,010	218,910	-	-	-	-	-	-
Traditional Community Solar	-	236,969	235,784	234,605	233,432	232,265	231,103	229,948	228,798	227,654	226,516	225,383	224,256	223,135	222,019	220,909	219,805	218,706	217,612	216,524	215,441
Public Schools	295,248	293,772	292,303	290,841	289,387	287,940	286,500	285,068	283,643	282,224	280,813	279,409	278,012	276,622	275,239	273,863	272,494	271,131	269,775	268,427	-
Community Driven Community Solar	-	59,242	58,946	58,651	58,358	58,066	57,776	57,487	57,199	56,914	56,629	56,346	56,064	55,784	55,505	55,227	-	-	-	-	-
Equity Eligible Contractor	182,433	181,520	180,613	179,710	178,811	177,917	177,028	176,142	175,262	174,385	173,514	172,646	171,783	170,924	170,069	-	-	-	-	-	-
Utility Wind	-	-	-	-	1,750,000	1,750,000	1,750,000	1,750,000	1,750,000	1,750,000	1,750,000	1,750,000	1,750,000	1,750,000	1,750,000	1,750,000	1,750,000	1,750,000	1,750,000	1,750,000	1,750,000
Utility Solar	-	-	-	-	1,000,000	995,000	990,025	985,075	980,150	975,249	970,373	965,521	960,693	955,890	951,110	946,355	941,623	936,915	932,230	927,569	922,931
Brownfield	-	-	-	-	65,000	64,675	64,352	64,030	63,710	63,391	63,074	62,759	62,445	62,133	61,822	61,513	61,205	60,899	60,595	60,292	59,991
Total Recs	895,515	1,187,248	1,181,312	3,990,405	3,979,203	3,968,057	3,956,967	3,945,932	3,934,952	3,924,028	3,913,157	3,902,342	3,891,580	3,880,872	3,870,218	3,302,828	3,240,112	3,232,662	3,225,248	3,217,872	2,943,448

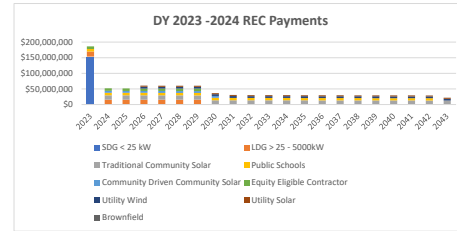
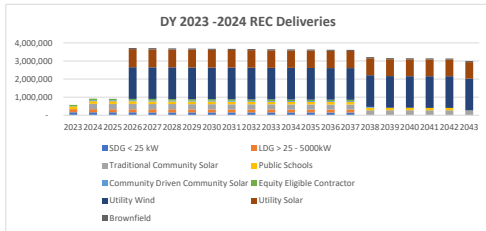


	2022	2023	2024	2025	2026	2027	2028	2029	2030	2031	2032	2033	2034	2035	2036	2037	2038	2039	2040	2041	2042
SDG < 25 kW	\$196,896,444	\$0	\$0	\$0	\$0	\$0	\$0	\$0	\$0	\$0	\$0	\$0	\$0	\$0	\$0	\$0	\$0	\$0	\$0	\$0	\$0
LDG > 25 - 5000kW	\$25,347,754	\$23,939,545	\$23,939,545	\$23,939,545	\$23,939,545	\$23,939,545	\$23,939,545	\$23,939,545	\$0	\$0	\$0	\$0	\$0	\$0	\$0	\$0	\$0	\$0	\$0	\$0	\$0
Traditional Community Solar	\$0	\$12,854,594	\$12,790,321	\$12,726,369	\$12,662,737	\$12,599,424	\$12,536,427	\$12,473,745	\$12,411,376	\$12,349,319	\$12,287,572	\$12,226,134	\$12,165,004	\$12,104,179	\$12,043,658	\$11,983,440	\$11,923,522	\$11,863,905	\$11,804,585	\$11,745,562	\$11,686,835
Public Schools	\$18,094,415	\$18,003,943	\$17,913,923	\$17,824,353	\$17,735,232	\$17,646,556	\$17,558,323	\$17,470,531	\$17,383,178	\$17,296,263	\$17,209,781	\$17,123,732	\$17,038,114	\$16,952,923	\$16,868,159	\$16,783,818	\$16,699,899	\$16,616,399	\$16,533,317	\$16,450,651	\$0
Community Driven Community Solar	\$0	\$8,853,984	\$8,362,096	\$8,362,096	\$8,362,096	\$8,362,096	\$8,362,096	\$8,362,096	\$0	\$0	\$0	\$0	\$0	\$0	\$0	\$0	\$0	\$0	\$0	\$0	\$0
Equity Eligible Contractor	\$19,783,280	\$18,684,209	\$18,684,209	\$18,684,209	\$18,684,209	\$18,684,209	\$18,684,209	\$18,684,209	\$0	\$0	\$0	\$0	\$0	\$0	\$0	\$0	\$0	\$0	\$0	\$0	\$0
Utility Wind	\$0	\$0	\$0	\$5,670,000	\$5,670,000	\$5,670,000	\$5,670,000	\$5,670,000	\$5,670,000	\$5,670,000	\$5,670,000	\$5,670,000	\$5,670,000	\$5,670,000	\$5,670,000	\$5,670,000	\$5,670,000	\$5,670,000	\$5,670,000	\$5,670,000	\$5,670,000
Utility Solar	\$0	\$0	\$0	\$4,640,000	\$4,616,800	\$4,593,716	\$4,570,747	\$4,547,894	\$4,525,154	\$4,502,528	\$4,480,016	\$4,457,616	\$4,435,328	\$4,413,151	\$4,391,085	\$4,369,130	\$4,347,284	\$4,325,548	\$4,303,920	\$4,282,400	\$4,260,988
Brownfield	\$0	\$0	\$0	\$3,776,500	\$3,757,618	\$3,738,829	\$3,720,135	\$3,701,535	\$3,683,027	\$3,664,612	\$3,646,289	\$3,628,057	\$3,609,917	\$3,591,867	\$3,573,908	\$3,556,039	\$3,538,258	\$3,520,567	\$3,502,964	\$3,485,449	\$3,468,022
REC Spend	\$260,121,892	\$82,336,275	\$81,690,094	\$95,623,073	\$95,428,237	\$95,234,375	\$95,041,482	\$94,848,580	\$94,655,688	\$94,462,796	\$94,269,904	\$94,077,012	\$93,884,120	\$93,691,228	\$93,498,336	\$93,305,444	\$93,112,552	\$92,919,660	\$92,726,768	\$92,533,876	\$92,340,984

[illegible]

1-2020-5100	-	\$19,31																							
Utility Wind	1,750,000	\$3,34	\$102,060,000	\$0	\$0	\$0	\$5,670,000	\$5,670,000	\$5,670,000	\$5,670,000	\$5,670,000	\$5,670,000	\$5,670,000	\$5,670,000	\$5,670,000	\$5,670,000	\$5,670,000	\$5,670,000	\$5,670,000	\$5,670,000	\$5,670,000	\$5,670,000	\$5,670,000	\$5,670,000	\$5,670,000
Utility Solar	1,000,000	\$4,54	\$55,906,274	\$0	\$0	\$0	\$3,240,000	\$3,233,800	\$3,207,681	\$3,193,643	\$3,175,684	\$3,159,806	\$3,144,007	\$3,128,287	\$3,112,645	\$3,097,082	\$3,081,597	\$3,066,189	\$3,050,858	\$3,035,604	\$3,020,426	\$3,005,323	\$2,990,297	\$2,975,345	\$2,960,365
Brownfield	65,000	\$58,30	\$3,633,908	\$0	\$0	\$0	\$230,600	\$209,547	\$208,499	\$207,457	\$206,415	\$205,381	\$204,360	\$203,339	\$202,322	\$201,310	\$200,304	\$199,302	\$198,300	\$197,314	\$196,328	\$195,346	\$194,369	\$193,397	\$192,429

	2023	2024	2025	2026	2027	2028	2029	2030	2031	2032	2033	2034	2035	2036	2037	2038	2039	2040	2041	2042	2043
SDG < 25 kW	162,119	161,308	160,502	159,699	158,901	158,106	157,316	156,529	155,746	154,968	154,193	153,422	152,655	151,891	151,132	-	-	-	-	-	-
LDG > 25 - 5000kW	172,603	171,740	170,881	170,026	169,176	168,330	167,489	166,651	165,818	164,989	164,164	163,343	162,527	161,714	160,905	-	-	-	-	-	-
Traditional Community Solar	-	296,359	294,877	293,403	291,936	290,476	289,023	287,578	286,140	284,710	283,286	281,870	280,460	279,058	277,663	276,275	274,893	273,519	272,151	270,790	269,436
Public Schools	148,179	147,438	146,701	145,968	145,238	144,512	143,789	143,070	142,355	141,643	140,935	140,230	139,529	138,831	138,137	137,447	136,759	136,076	135,395	134,718	-
Community Driven Community Solar	-	49,392	49,146	48,900	48,656	48,413	48,171	47,930	47,690	47,452	47,214	46,978	46,743	46,510	46,277	46,046	-	-	-	-	-
Equity Eligible Contractor	86,301	85,870	85,440	85,013	84,588	84,165	83,744	83,326	82,909	82,495	82,082	81,672	81,263	80,857	80,453	-	-	-	-	-	-
Utility Wind	-	-	-	1,750,000	1,750,000	1,750,000	1,750,000	1,750,000	1,750,000	1,750,000	1,750,000	1,750,000	1,750,000	1,750,000	1,750,000	1,750,000	1,750,000	1,750,000	1,750,000	1,750,000	1,750,000
Utility Solar	-	-	-	-	1,000,000	995,000	990,025	985,075	980,150	975,249	970,373	965,521	960,693	955,890	951,110	946,355	941,623	936,915	932,230	927,569	922,931
Brownfield	-	-	-	65,000	64,675	64,352	64,030	63,710	63,391	63,074	62,759	62,445	62,133	61,822	61,513	61,205	60,899	60,595	60,292	59,991	59,691
Total Recs	569,202	912,108	907,547	3,718,010	3,708,170	3,698,379	3,688,637	3,678,944	3,669,299	3,659,702	3,650,154	3,640,653	3,631,200	3,621,794	3,612,435	3,212,595	3,159,467	3,152,419	3,145,407	3,138,430	2,997,443



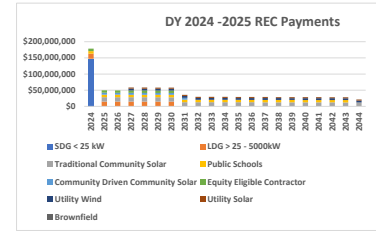
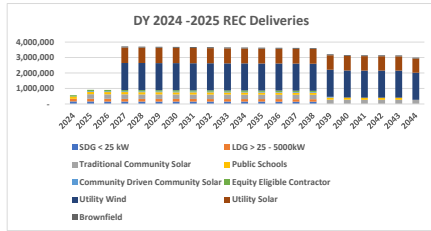
	2023	2024	2025	2026	2027	2028	2029	2030	2031	2032	2033	2034	2035	2036	2037	2038	2039	2040	2041	2042	2043
SDG < 25 kW	\$153,483,991	\$0	\$0	\$0	\$0	\$0	\$0	\$0	\$0	\$0	\$0	\$0	\$0	\$0	\$0	\$0	\$0	\$0	\$0	\$0	\$0
LDG > 25 - 5000kW	\$16,469,891	\$15,554,897	\$15,554,897	\$15,554,897	\$15,554,897	\$15,554,897	\$15,554,897	\$13,727,980	\$13,659,340	\$13,591,043	\$13,523,088	\$13,455,472	\$13,388,195	\$13,321,254	\$13,254,648	\$13,188,374	\$13,122,433	\$13,056,820	\$12,991,536	\$12,926,579	\$12,861,946
Traditional Community Solar	\$0	\$14,147,123	\$14,076,388	\$14,006,006	\$13,935,976	\$13,866,296	\$13,796,964	\$13,727,980	\$13,659,340	\$13,591,043	\$13,523,088	\$13,455,472	\$13,388,195	\$13,321,254	\$13,254,648	\$13,188,374	\$13,122,433	\$13,056,820	\$12,991,536	\$12,926,579	\$12,861,946
Public Schools	\$7,995,000	\$7,955,025	\$7,915,250	\$7,875,674	\$7,836,295	\$7,797,114	\$7,758,128	\$7,719,338	\$7,680,741	\$7,642,337	\$7,604,125	\$7,566,105	\$7,528,274	\$7,490,633	\$7,453,180	\$7,415,914	\$7,378,834	\$7,341,940	\$7,305,230	\$7,268,704	\$0
Community Driven Community Solar	\$0	\$6,470,856	\$6,111,364	\$6,111,364	\$6,111,364	\$6,111,364	\$6,111,364	\$6,111,364	\$0	\$0	\$0	\$0	\$0	\$0	\$0	\$0	\$0	\$0	\$0	\$0	\$0
Equity Eligible Contractor	\$8,234,946	\$7,777,449	\$7,777,449	\$7,777,449	\$7,777,449	\$7,777,449	\$7,777,449	\$0	\$0	\$0	\$0	\$0	\$0	\$0	\$0	\$0	\$0	\$0	\$0	\$0	\$0
Utility Wind	\$0	\$0	\$0	\$5,670,000	\$5,670,000	\$5,670,000	\$5,670,000	\$5,670,000	\$5,670,000	\$5,670,000	\$5,670,000	\$5,670,000	\$5,670,000	\$5,670,000	\$5,670,000	\$5,670,000	\$5,670,000	\$5,670,000	\$5,670,000	\$5,670,000	\$5,670,000
Utility Solar	\$0	\$0	\$0	\$3,240,000	\$3,223,800	\$3,207,681	\$3,191,643	\$3,175,684	\$3,159,806	\$3,144,007	\$3,128,287	\$3,112,645	\$3,097,082	\$3,081,597	\$3,066,189	\$3,050,858	\$3,035,604	\$3,020,426	\$3,005,323	\$2,990,297	\$2,975,345
Brownfield	\$0	\$0	\$0	\$210,600	\$209,547	\$208,499	\$207,457	\$206,419	\$205,387	\$204,360	\$203,339	\$202,322	\$201,310	\$200,304	\$199,302	\$198,306	\$197,314	\$196,328	\$195,346	\$194,369	\$193,397
REC Spend	\$186,183,828	\$51,905,350	\$51,435,348	\$60,445,990	\$60,319,328	\$60,193,300	\$60,067,902	\$36,610,785	\$30,375,274	\$30,251,747	\$30,128,839	\$30,006,545	\$29,884,862	\$29,763,787	\$29,643,319	\$29,523,452	\$29,404,185	\$29,285,514	\$29,167,436	\$29,049,949	\$21,700,689

REC Delivery Schedule

	kW	CF	Total RECs	2024-2025	2025-2026	2026-2027	2027-2028	2028-2029	2029-2030	2030-2031	2031-2032	2032-2033	2033-2034	2034-2035	2035-2036	2036-2037	2037-2038	2038-2039	2039-2040	2040-2041	2041-2042	2042-2043	2043-2044	2044-2045
Combined Total	18,110,395																							
ARP Total	667,000		15,295,395	569,202	912,108	907,547	903,010	898,495	894,002	889,532	885,084	880,659	876,236	871,874	867,515	863,177	858,862	854,567	459,767	411,653	409,594	407,546	405,509	269,436.41
ARP Total	667,000		15,295,395	569,202	912,108	907,547	903,010	898,495	894,002	889,532	885,084	880,659	876,236	871,874	867,515	863,177	858,862	854,567	459,767	411,653	409,594	407,546	405,509	269,436.41
SDC < 25 kW	133,430		163,119	163,119	163,119	163,119	163,119	163,119	163,119	163,119	163,119	163,119	163,119	163,119	163,119	163,119	163,119	163,119	163,119	163,119	163,119	163,119	163,119	163,119
SDC A	40,020																							
< 10	15,208	0.549	287,276	19,823	19,729	19,630	19,532	19,435	19,337	19,241	19,145	19,049	18,954	18,859	18,765	18,671	18,577	18,484						
>10-25	24,812	0.151	476,994	32,886	32,722	32,563	32,405	32,247	32,079	31,912	31,752	31,593	31,435	31,278	31,122	30,966	30,811	30,657						
SDC B	93,380																							
< 10	35,484	0.135	606,321	41,855	41,646	41,438	41,230	41,024	40,819	40,615	40,412	40,210	40,009	39,809	39,610	39,412	39,215	39,019						
>10-25	57,896	0.131	978,534	67,549	67,212	66,876	66,541	66,208	65,877	65,548	65,220	64,894	64,570	64,247	63,926	63,606	63,288	62,972						
UDC < 25 - 5000kW	133,430		172,601	173,790	170,881	170,026	169,176	168,330	167,489	166,651	165,818	164,989	164,164	163,343	162,527	161,714	160,905							
UDC A	40,020																							
>25-100	3,305	0.152	63,761	4,400	4,378	4,356	4,334	4,311	4,291	4,270	4,248	4,227	4,206	4,185	4,164	4,143	4,123	4,102						
>100-200	2,553	0.148	48,012	3,314	3,298	3,281	3,265	3,249	3,232	3,216	3,200	3,184	3,168	3,152	3,137	3,122	3,106	3,090						
>200-500	5,927	0.153	115,092	7,485	7,405	7,366	7,326	7,287	7,247	7,207	7,167	7,127	7,087	7,047	7,007	6,967	6,927	6,887						
>500-1000	28,235	0.144	535,144	35,444	35,446	35,446	35,398	35,312	35,226	35,140	35,054	34,968	34,882	34,797	34,711	34,625	34,539	34,453						
> 1000-5000		0.144																						
UDC B	93,380																							
>25-100	3,333	0.143	64,111	4,426	4,404	4,381	4,360	4,338	4,316	4,295	4,273	4,252	4,230	4,209	4,188	4,167	4,146	4,126						
>100-200	2,552	0.142	49,469	3,415	3,398	3,381	3,364	3,347	3,330	3,314	3,297	3,281	3,264	3,248	3,232	3,216	3,200	3,184						
>200-500	10,159	0.144	182,616	12,545	12,486	12,428	12,369	12,310	12,251	12,192	12,133	12,074	12,015	11,956	11,897	11,838	11,779	11,720						
>500-1000	76,956	0.150	1,466,972	100,853	100,348	99,847	99,347	98,851	98,356	97,861	97,373	96,888	96,404	95,922	95,442	94,965	94,490	94,018						
> 1000-5000		0.150																						
Traditional Community Solar	200,100					296,359	294,877	293,403	291,938	290,476	289,013	287,578	286,140	284,702	283,268	281,870	280,465	279,058	277,663	276,275	274,893	273,519	272,151	270,790
CI A	60,030	0.169	1,696,171	88,908	88,463	88,021	87,581	87,143	86,707	86,274	85,842	85,413	84,986	84,561	84,138	83,717	83,299	82,882	82,468					
CI B	140,070	0.169	3,957,793	207,431	206,414	205,382	204,355	203,328	202,301	201,274	200,245	199,217	198,190	197,163	196,137	195,111	194,084	193,058	192,032	191,006	189,980	188,953	187,926	186,900
Public Schools	100,050			148,179	147,438	146,701	145,968	145,238	144,512	143,789	143,070	142,355	141,643	140,935	140,230	139,529	138,831	138,137	137,447	136,759	136,076	135,395	134,718	-
Public Schools A	30,015																							
> 25	1,390	0.169	39,261	2,058	2,048	2,038	2,027	2,017	2,007	1,997	1,987	1,977	1,967	1,957	1,948	1,938	1,928	1,919	1,909	1,899	1,889	1,880	1,871	
>25-100	1,468	0.169	47,116	2,470	2,457	2,445	2,433	2,421	2,409	2,397	2,386	2,374	2,363	2,352	2,342	2,332	2,322	2,312	2,302	2,292	2,282	2,272	2,262	
>100-200	1,600	0.169	196,611	9,407	9,420	9,433	9,447	9,461	9,475	9,489	9,503	9,517	9,531	9,545	9,559	9,573	9,587	9,601	9,615	9,629	9,643	9,657	9,671	
>200-500	13,618	0.169	884,780	50,169	50,068	49,968	49,868	49,768	49,670	49,571	49,473	49,376	49,279	49,183	49,087	48,991	48,897	48,802	48,708	48,614	48,521	48,429	48,337	
>500-1000	6,948	0.169	396,316	10,290	10,219	10,137	10,056	9,975	9,895	9,815	9,735	9,656	9,576	9,496	9,417	9,338	9,259	9,180	9,101	9,022	8,943	8,864	8,785	
> 1000-5000		0.169																						
Public Schools B	70,035																							
> 25	3,242	0.169	91,634	4,802	4,778	4,754	4,730	4,707	4,683	4,660	4,637	4,613	4,590	4,567	4,544	4,522	4,499	4,477	4,454	4,432	4,410	4,388	4,366	
>25-100	3,295	0.169	109,937	5,783	5,762	5,741	5,720	5,699	5,678	5,657	5,636	5,615	5,594	5,573	5,552	5,531	5,510	5,489	5,468	5,447	5,426	5,405	5,384	
>100-200	14,915	0.169	423,425	22,050	21,979	21,909	21,839	21,769	21,699	21,629	21,559	21,489	21,419	21,349	21,279	21,209	21,139	21,069	20,999	20,929	20,859	20,789	20,719	
>200-500	31,775	0.169	897,819	47,061	46,825	46,591	46,358	46,125	45,892	45,660	45,428	45,195	44,963	44,731	44,499	44,267	44,035	43,803	43,571	43,339	43,107	42,875	42,643	
>500-1000	16,212	0.169	458,071	25,011	24,826	24,641	24,456	24,271	24,086	23,901	23,716	23,531	23,346	23,161	22,976	22,791	22,606	22,421	22,236	22,051	21,866	21,681	21,496	
> 1000-5000		0.169																						
Community Driven Community Solar	33,350					45,393	45,146	44,900	44,656	44,413	44,170	43,928	43,687	43,447	43,208	42,969	42,730	42,491	42,252	42,013	41,774	41,535	41,296	
CD Community Solar A	10,005	0.169	214,696	14,818	14,744	14,670	14,597	14,524	14,451	14,379	14,307	14,235	14,164	14,093	14,023	13,953	13,883	13,814						
CD Community Solar B	23,345	0.169	299,881	23,345	23,345	23,345	23,345	23,345	23,345	23,345	23,345	23,345	23,345	23,345	23,345	23,345	23,345	23,345						
Equity Eligible Contractor				86,301	85,870	85,440	85,013	84,588	84,165	83,744	83,326	82,909	82,495	82,082	81,672	81,263	80,857	80,453						
EEC A	20,010																							
>25-100	1,493	0.152	31,871	2,200	2,189	2,178	2,167	2,156	2,146	2,135	2,124	2,114	2,103	2,093	2,082	2,072	2,061	2,051						
>100-200	1,277	0.149	24,006	1,657	1,649	1,641	1,632	1,624	1,616	1,608	1,600	1,592	1,584	1,576	1,568	1,560	1,553	1,545						
>200-500	2,963	0.153	57,546	1,972	1,953	1,933	1,913	1,894	1,874	1,855	1,835	1,816	1,797	1,778	1,759	1,741	1,722	1,703						
>500-1000	14,117	0.144	284,172	17,822	17,713	17,604	17,506	17,408	17,311	17,213	17,116	17,019	16,923	16,827	16,731	16,636	16,541	16,446						
> 1000-5000		0.144																						
EEC B	46,690																							
>25-100	1,766	0.161	52,055.36	2,213	2,202	2,191	2,180	2,169	2,158	2,147	2,137	2,126	2,115	2,105	2,094	2,084	2,073	2,063						
>100-200	1,375	0.162	24,734.71	1,707	1,699	1,690	1,682	1,674	1,665	1,657	1,648	1,640	1,632	1,624	1,616	1,608	1,600	1,592						
>200-500	5,096	0.161	91,307.58	6,303	6,272	6,240	6,209	6,178	6,147	6,116	6,086	6,055	6,025	5,995	5,965	5,935	5,905	5,876						
>500-1000	0.150		792,486	30,426	30,214	30,002	29,790	29,578	29,366	29,154	28,942	28,730	28,518	28,306										

> 2020-5100																																																																																																																																																																																																																																																																																																																																																																																																																																																																																																																																																																																																																																																																																																																																																																																																																																																																																																																																																																																																																																																																																																																																																																																																																																																																																																																																																																																																																																																																																																																																																																						</
-------------	--	--	--	--	--	--	--	--	--	--	--	--	--	--	--	--	--	--	--	--	--	--	--	--	--	--	--	--	--	--	--	--	--	--	--	--	--	--	--	--	--	--	--	--	--	--	--	--	--	--	--	--	--	--	--	--	--	--	--	--	--	--	--	--	--	--	--	--	--	--	--	--	--	--	--	--	--	--	--	--	--	--	--	--	--	--	--	--	--	--	--	--	--	--	--	--	--	--	--	--	--	--	--	--	--	--	--	--	--	--	--	--	--	--	--	--	--	--	--	--	--	--	--	--	--	--	--	--	--	--	--	--	--	--	--	--	--	--	--	--	--	--	--	--	--	--	--	--	--	--	--	--	--	--	--	--	--	--	--	--	--	--	--	--	--	--	--	--	--	--	--	--	--	--	--	--	--	--	--	--	--	--	--	--	--	--	--	--	--	--	--	--	--	--	--	--	--	--	--	--	--	--	--	--	--	--	--	--	--	--	--	--	--	--	--	--	--	--	--	--	--	--	--	--	--	--	--	--	--	--	--	--	--	--	--	--	--	--	--	--	--	--	--	--	--	--	--	--	--	--	--	--	--	--	--	--	--	--	--	--	--	--	--	--	--	--	--	--	--	--	--	--	--	--	--	--	--	--	--	--	--	--	--	--	--	--	--	--	--	--	--	--	--	--	--	--	--	--	--	--	--	--	--	--	--	--	--	--	--	--	--	--	--	--	--	--	--	--	--	--	--	--	--	--	--	--	--	--	--	--	--	--	--	--	--	--	--	--	--	--	--	--	--	--	--	--	--	--	--	--	--	--	--	--	--	--	--	--	--	--	--	--	--	--	--	--	--	--	--	--	--	--	--	--	--	--	--	--	--	--	--	--	--	--	--	--	--	--	--	--	--	--	--	--	--	--	--	--	--	--	--	--	--	--	--	--	--	--	--	--	--	--	--	--	--	--	--	--	--	--	--	--	--	--	--	--	--	--	--	--	--	--	--	--	--	--	--	--	--	--	--	--	--	--	--	--	--	--	--	--	--	--	--	--	--	--	--	--	--	--	--	--	--	--	--	--	--	--	--	--	--	--	--	--	--	--	--	--	--	--	--	--	--	--	--	--	--	--	--	--	--	--	--	--	--	--	--	--	--	--	--	--	--	--	--	--	--	--	--	--	--	--	--	--	--	--	--	--	--	--	--	--	--	--	--	--	--	--	--	--	--	--	--	--	--	--	--	--	--	--	--	--	--	--	--	--	--	--	--	--	--	--	--	--	--	--	--	--	--	--	--	--	--	--	--	--	--	--	--	--	--	--	--	--	--	--	--	--	--	--	--	--	--	--	--	--	--	--	--	--	--	--	--	--	--	--	--	--	--	--	--	--	--	--	--	--	--	--	--	--	--	--	--	--	--	--	--	--	--	--	--	--	--	--	--	--	--	--	--	--	--	--	--	--	--	--	--	--	--	--	--	--	--	--	--	--	--	--	--	--	--	--	--	--	--	--	--	--	--	--	--	--	--	--	--	--	--	--	--	--	--	--	--	--	--	--	--	--	--	--	--	--	--	--	--	--	--	--	--	--	--	--	--	--	--	--	--	--	--	--	--	--	--	--	--	--	--	--	--	--	--	--	--	--	--	--	--	--	--	--	--	--	--	--	--	--	--	--	--	--	--	--	--	--	--	--	--	--	--	--	--	--	--	--	--	--	--	--	--	--	--	--	--	--	--	--	--	--	--	--	--	--	--	--	--	--	--	--	--	--	--	--	--	--	--	--	--	--	--	--	--	--	--	--	--	--	--	--	--	--	--	--	--	--	--	--	--	--	--	--	--	--	--	--	--	--	--	--	--	--	--	--	--	--	--	--	--	--	--	--	--	--	--	--	--	--	--	--	--	--	--	--	--	--	--	--	--	--	--	--	--	--	--	--	--	--	--	--	--	--	--	--	--	--	--	--	--	--	--	--	--	--	--	--	--	--	--	--	--	--	--	--	--	--	--	--	--	--	--	--	--	--	--	--	--	--	--	--	--	--	--	--	--	--	--	--	--	--	--	--	--	--	--	--	--	--	--	--	--	--	--	--	--	--	--	--	--	--	--	--	--	--	--	--	--	--	--	--	--	--	--	--	--	--	--	--	--	--	--	--	--	--	--	--	--	--	--	--	--	--	--	--	--	--	--	--	--	--	--	--	--	--	--	--	--	--	--	--	--	--	--	--	--	--	--	--	--	--	--	--	--	--	--	--	--	--	--	--	--	--	--	--	--	--	--	--	--	--	--	--	--	--	--	--	--	--	--	--	--	--	--	--	--	--	--	--	--	--	--	--	--	--	--	--	--	--	--	--	--	--	--	--	--	--	--	--	--	--	--	--	--	--	--	--	--	--	--	--	--	--	--	--	--	--	--	--	--	--	--	--	--	--	--	--	--	--	--	--	--	--	--	--	--	--	--	--	--	--	--	--	--	--	--	--	--	--	--	--	--	--	--	--	--	--	--	--	--	--	--	--	--	--	--	--	--	--	--	--	--	--	--	--	--	--	--	--	--	--	--	--	--	--	--	--	--	--	--	--	--	--	--	--	--	--	--	--	--	--	--	--	--	--	--	--	--	--	--	--	--	--	--	--	--	--	--	--	--	--	--	--	--	--	--	--	--	--	--	--	--	--	--	--	--	--	--	--	--	--	--	--	--	--	--	--	--	--	--	--	--	--	--	--	--	--	--	--	--	--	--	--	--	--	--	--	--	--	--	--	--	--	--	--	--	--	--	--	--	--	--	--	--	--	--	--	--	--	--	--	--	--	--	--	--	--	--	--	--	--	--	--	--	--	--	--	--	--	--	--	--	--	--	--	--	--	--	--	--	--	--	--	--	--	--	--	--	--	--	--	--	--	--	--	--	--	--	--	--	--	--	--	--	--	--	--	--	--	--	--	--	--	--	--	--	--	--	--	--	--	--	--	--	--	--	--	--	--	--	--	--	--	--	--	--	--	--	--	--	--	--	--	--	--	--	--	--	--	--	--	--	--	--	--	--	--	--	--	--	--	--	--	--	--	--	--	--	--	--	--	--	--	--	--	--	--	--	--	--	--	--	--	--	--	--	--	--	--	--	--	--	--	--	--	--	--	--	--	--	--	--	--	--	--	--	--	--	--	--	--	--	--	--	--	--	--	--	--	--	--	--	--	--	--	--	--	--	--	--	--	--	--	--	--	--	--	--	--	--	--	--	--	--	--	--	--	--	--	--	--	--	--	--	--	--	--	--	--	--	--	--	--	--	--	--	--	--	--	--	--	--	--	--	--	--	--	--	--	--	--	--	--	--	--	--	--	--	--	--	--	--	--	--	--	--	--	--	--	--	--	--	--	--	--	--	--	--	--	--	--	--	--	--	--	--	--	--	--	--	--	--	--	--	--	--	--	--	--	--	--	--	----

	2024	2025	2026	2027	2028	2029	2030	2031	2032	2033	2034	2035	2036	2037	2038	2039	2040	2041	2042	2043	2044
SDG < 25 kW	162,119	161,308	160,502	159,699	158,901	158,106	157,316	156,529	155,746	154,968	154,193	153,422	152,655	151,891	151,132	-	-	-	-	-	-
LDG > 25 - 5000kW	172,603	171,740	170,881	170,026	169,176	168,330	167,489	166,651	165,818	164,989	164,164	163,343	162,527	161,714	160,905	-	-	-	-	-	-
Traditional Community Solar	-	296,359	294,877	293,403	291,936	290,476	289,023	287,578	286,140	284,710	283,286	281,870	280,460	279,058	277,663	276,275	274,893	273,519	272,151	270,790	269,436
Public Schools	148,179	147,438	146,701	145,968	145,238	144,512	143,789	143,070	142,355	141,643	140,935	140,230	139,529	138,831	138,137	137,447	136,759	136,076	135,395	134,718	-
Community Driven Community Solar	-	49,393	49,146	48,900	48,656	48,413	48,171	47,930	47,690	47,452	47,214	46,978	46,743	46,510	46,277	46,046	-	-	-	-	-
Equity Eligible Contractor	86,301	85,870	85,440	85,013	84,588	84,165	83,744	83,326	82,909	82,495	82,082	81,672	81,263	80,857	80,453	-	-	-	-	-	-
Utility Wind	-	-	-	1,750,000	1,750,000	1,750,000	1,750,000	1,750,000	1,750,000	1,750,000	1,750,000	1,750,000	1,750,000	1,750,000	1,750,000	1,750,000	1,750,000	1,750,000	1,750,000	1,750,000	1,750,000
Utility Solar	-	-	-	-	1,000,000	995,000	990,025	985,075	980,150	975,249	970,373	965,521	960,693	955,890	951,110	946,355	941,623	936,915	932,230	927,569	922,931
Brownfield	-	-	-	65,000	64,675	64,352	64,030	63,710	63,391	63,074	62,759	62,445	62,133	61,822	61,513	61,205	60,899	60,595	60,292	59,991	59,691
Total Recs	569,202	912,108	907,547	3,718,010	3,708,170	3,698,379	3,688,637	3,678,944	3,669,299	3,659,702	3,650,154	3,640,653	3,631,200	3,621,794	3,612,435	3,612,595	3,159,467	3,152,419	3,145,407	3,138,430	2,997,443



	2024	2025	2026	2027	2028	2029	2030	2031	2032	2033	2034	2035	2036	2037	2038	2039	2040	2041	2042	2043	2044
SDG < 25 kW	\$147,344,631	\$0	\$0	\$0	\$0	\$0	\$0	\$0	\$0	\$0	\$0	\$0	\$0	\$0	\$0	\$0	\$0	\$0	\$0	\$0	\$0
LDG > 25 - 5000kW	\$15,811,096	\$14,932,702	\$14,932,702	\$14,932,702	\$14,932,702	\$14,932,702	\$14,932,702	\$14,932,702	\$0	\$0	\$0	\$0	\$0	\$0	\$0	\$0	\$0	\$0	\$0	\$0	\$0
Traditional Community Solar	\$0	\$13,581,238	\$13,513,332	\$13,445,766	\$13,378,537	\$13,311,644	\$13,245,086	\$13,178,860	\$13,112,966	\$13,047,401	\$12,982,164	\$12,917,253	\$12,852,667	\$12,788,404	\$12,724,462	\$12,660,839	\$12,597,535	\$12,534,548	\$12,471,875	\$12,409,515	\$12,347,468
Public Schools	\$7,675,200	\$7,636,824	\$7,598,640	\$7,560,647	\$7,522,843	\$7,485,229	\$7,447,803	\$7,410,564	\$7,373,511	\$7,336,644	\$7,299,960	\$7,263,461	\$7,227,143	\$7,191,008	\$7,155,053	\$7,119,277	\$7,083,681	\$7,048,263	\$7,013,021	\$6,977,956	\$0
Community Driven Community Solar	\$0	\$6,212,022	\$5,866,909	\$5,866,909	\$5,866,909	\$5,866,909	\$5,866,909	\$5,866,909	\$0	\$0	\$0	\$0	\$0	\$0	\$0	\$0	\$0	\$0	\$0	\$0	\$0
Equity Eligible Contractor	\$7,905,548	\$7,466,351	\$7,466,351	\$7,466,351	\$7,466,351	\$7,466,351	\$7,466,351	\$0	\$0	\$0	\$0	\$0	\$0	\$0	\$0	\$0	\$0	\$0	\$0	\$0	\$0
Utility Wind	\$0	\$0	\$0	\$5,670,000	\$5,670,000	\$5,670,000	\$5,670,000	\$5,670,000	\$5,670,000	\$5,670,000	\$5,670,000	\$5,670,000	\$5,670,000	\$5,670,000	\$5,670,000	\$5,670,000	\$5,670,000	\$5,670,000	\$5,670,000	\$5,670,000	\$5,670,000
Utility Solar	\$0	\$0	\$0	\$3,240,000	\$3,223,800	\$3,207,681	\$3,191,643	\$3,175,684	\$3,159,806	\$3,144,007	\$3,128,287	\$3,112,645	\$3,097,082	\$3,081,597	\$3,066,189	\$3,050,858	\$3,035,604	\$3,020,426	\$3,005,323	\$2,990,297	\$2,975,345
Brownfield	\$0	\$0	\$0	\$210,600	\$209,547	\$208,499	\$207,457	\$206,419	\$205,387	\$204,360	\$203,339	\$202,322	\$201,310	\$200,304	\$199,302	\$198,306	\$197,314	\$196,328	\$195,346	\$194,369	\$193,397
REC Spend	\$178,736,475	\$49,829,136	\$49,377,934	\$58,392,974	\$58,270,689	\$58,149,015	\$58,027,950	\$58,508,438	\$29,521,671	\$29,402,412	\$29,283,750	\$29,165,681	\$29,048,203	\$28,931,312	\$28,815,005	\$28,699,280	\$28,584,134	\$28,469,563	\$28,355,566	\$28,242,138	\$21,186,211



State																							
Delivery Year	Original SDG	Original LDG	Original CS	LTPA	Admin (2%)	Job Training	ILSEA	Forward Procurements	SDG < 25 kW	LDG > 25 - 5000kW	Traditional Community Solar	Public Schools	Community Driven Community Solar	Equity Eligible Contractor	Utility Wind	Utility Solar	Brownfield	Available Funds at start of DY (Including ACP \$100,198,368)	DY Collections (Provided by Utilities)	Available Funds at start of DY + Collections	Total Spend	EY Balance	
2020-2021	\$138,157,320.01	\$61,618,127.02	\$13,495,089.53	\$30,448,305	\$4,904,780	\$0	\$11,261,400	\$0	\$0	\$0	\$0	\$0	\$0	\$0	\$0	\$0	\$0	\$466,733,681	\$225,236,000	\$685,969,681	\$279,885,620	\$406,084,061	
2021-2022	\$38,024,984.88	\$66,127,400.76	\$11,278,053.33	\$24,142,255	\$9,784,712	\$10,000,000	\$300,000,000	\$0	\$0	\$0	\$0	\$0	\$0	\$0	\$0	\$0	\$0	\$466,068,061	\$444,177,880	\$910,245,941	\$314,148,461	\$105,912,481	
2022-2023	\$8,861,792.24	\$69,132,004.02	\$11,102,568.76	\$22,062,145	\$11,749,260	\$0	\$500,000,000	\$130,733,055	\$18,887,112	\$11,407,011	\$0	\$43,118	\$0	\$0	\$0	\$0	\$0	\$0	\$555,958,236	\$887,492,984	\$1,443,451,220	\$750,060,487	\$393,318,541
2023-2024	\$18,484,886.44	\$105,864,892.43	\$12,721,807	\$11,729,280	\$13,438,881	\$0	\$500,000,000	\$134,488,481	\$0	\$10,773,286	\$0	\$0	\$0	\$0	\$0	\$0	\$0	\$0	\$193,318,541	\$198,948,414	\$392,266,955	\$141,602,460	\$156,704,486
2024-2025	\$50,573,278.01	\$100,095,739.28	\$17,421,142	\$11,742,303	\$10,000,000	\$10,000,000	\$10,000,000	\$147,344,631	\$0	\$10,773,286	\$0	\$0	\$0	\$0	\$0	\$0	\$0	\$0	\$150,704,396	\$187,115,172	\$337,819,568	\$288,006,889	\$278,733,649
2025-2026	\$0	\$10,466,946.73	\$10,607,897.18	\$11,425,432	\$11,202,217	\$0	\$500,000,000	\$215,450,846	\$0	\$10,773,286	\$0	\$0	\$0	\$0	\$0	\$0	\$0	\$0	\$178,733,649	\$185,111,827	\$363,845,476	\$300,807,460	\$993,038,066
2026-2027	\$0	\$1,020,018.74	\$4,513,518.84	\$8,215,432	\$11,133,136	\$0	\$500,000,000	\$135,795,812	\$0	\$10,773,286	\$0	\$0	\$0	\$0	\$0	\$0	\$0	\$0	\$478,824	\$22,748,935,548	\$995,344,488	\$3,372,100,836	\$280,217,989
2027-2028	\$0	\$0	\$0	\$1,702,282	\$10,000,000	\$10,000,000	\$10,000,000	\$130,365,100	\$0	\$10,773,286	\$0	\$0	\$0	\$0	\$0	\$0	\$0	\$0	\$1,327,460,020	\$887,514,106	\$3,145,974,125	\$286,503,773	\$1,688,420,312
2028-2029	\$0	\$0	\$4,478,112	\$11,807,800	\$0	\$500,000,000	\$125,146,650	\$0	\$10,773,286	\$0	\$0	\$0	\$0	\$0	\$0	\$0	\$0	\$0	\$1,688,475,152	\$1,080,090,056	\$2,768,565,208	\$214,028,187	\$2,554,537,024
2029-2030	\$0	\$0	\$4,138,000	\$11,824,852	\$0	\$500,000,000	\$120,146,700	\$0	\$10,773,286	\$0	\$0	\$0	\$0	\$0	\$0	\$0	\$0	\$0	\$2,607,653,664	\$1,081,123,664	\$3,688,777,328	\$153,889,899	\$2,434,887,429
2030-2031	\$0	\$0	\$4,385,454	\$11,859,637	\$10,000,000	\$500,000,000	\$124,848,063	\$41,424	\$10,773,286	\$0	\$0	\$0	\$0	\$0	\$0	\$0	\$0	\$0	\$2,480,468,470	\$1,092,981,106	\$3,573,449,576	\$124,649,631	\$2,758,799,945
2031-2032	\$0	\$0	\$4,263,085	\$11,893,480	\$0	\$500,000,000	\$125,139,158	\$41,217	\$10,773,286	\$0	\$0	\$0	\$0	\$0	\$0	\$0	\$0	\$0	\$2,278,939,548	\$1,095,344,488	\$3,374,284,036	\$280,217,989	\$3,194,062,047
2032-2033	\$0	\$0	\$0	\$10,725,762	\$0	\$500,000,000	\$125,835,720	\$41,611	\$10,773,286	\$0	\$0	\$0	\$0	\$0	\$0	\$0	\$0	\$0	\$1,162,802,838	\$1,099,266,524	\$2,262,069,362	\$193,551,511	\$1,968,517,851
2033-2034	\$0	\$0	\$0	\$12,064,722	\$0	\$500,000,000	\$126,202,882	\$40,806	\$10,773,286	\$0	\$0	\$0	\$0	\$0	\$0	\$0	\$0	\$0	\$1,566,725,005	\$800,238,825	\$2,366,963,830	\$198,061,115	\$1,968,902,715
2034-2035	\$0	\$0	\$0	\$12,064,722	\$0	\$500,000,000	\$126,202,882	\$40,806	\$10,773,286	\$0	\$0	\$0	\$0	\$0	\$0	\$0	\$0	\$0	\$1,566,725,005	\$800,238,825	\$2,366,963,830	\$198,061,115	\$1,968,902,715
2035-2036	\$0	\$0	\$0	\$12,079,038	\$0	\$500,000,000	\$127,307,296	\$40,319	\$10,773,286	\$0	\$0	\$0	\$0	\$0	\$0	\$0	\$0	\$0	\$1,478,686,283	\$693,951,794	\$2,172,638,077	\$187,530,058	\$1,985,108,019
2036-2037	\$0	\$0	\$12,112,080	\$0	\$500,000,000	\$127,307,296	\$40,319	\$10,773,286	\$0	\$0	\$0	\$0	\$0	\$0	\$0	\$0	\$0	\$0	\$1,478,686,283	\$693,951,794	\$2,172,638,077	\$187,530,058	\$1,985,108,019
2037-2038	\$0	\$0	\$12,112,080	\$0	\$500,000,000	\$127,307,296	\$40,319	\$10,773,286	\$0	\$0	\$0	\$0	\$0	\$0	\$0	\$0	\$0	\$0	\$1,478,686,283	\$693,951,794	\$2,172,638,077	\$187,530,058	\$1,985,108,019
2038-2039	\$0	\$0	\$12,176,071	\$0	\$500,000,000	\$128,689,314	\$39,796	\$10,773,286	\$0	\$0	\$0	\$0	\$0	\$0	\$0	\$0	\$0	\$0	\$1,478,686,283	\$693,951,794	\$2,172,638,077	\$187,530,058	\$1,985,108,019
2039-2040	\$0	\$0	\$12,176,071	\$0	\$500,000,000	\$128,689,314	\$39,796	\$10,773,286	\$0	\$0	\$0	\$0	\$0	\$0	\$0	\$0	\$0	\$0	\$1,478,686,283	\$693,951,794	\$2,172,638,077	\$187,530,058	\$1,985,108,019
2040-2041	\$0	\$0	\$12,176,071	\$0	\$500,000,000	\$128,689,314	\$39,796	\$10,773,286	\$0	\$0	\$0	\$0	\$0	\$0	\$0	\$0	\$0	\$0	\$1,478,686,283	\$693,951,794	\$2,172,638,077	\$187,530,058	\$1,985,108,019
2041-2042	\$0	\$0	\$12,176,071	\$0	\$500,000,000	\$128,689,314	\$39,796	\$10,773,286	\$0	\$0	\$0	\$0	\$0	\$0	\$0	\$0	\$0	\$0	\$1,478,686,283	\$693,951,794	\$2,172,638,077	\$187,530,058	\$1,985,108,019
2042-2043	\$0	\$0	\$12,176,071	\$0	\$500,000,000	\$128,689,314	\$39,796	\$10,773,286	\$0	\$0	\$0	\$0	\$0	\$0	\$0	\$0	\$0	\$0	\$1,478,686,283	\$693,951,794	\$2,172,638,077	\$187,530,058	\$1,985,108,019
2043-2044	\$0	\$0	\$0	\$0	\$0	\$0	\$0	\$0	\$0	\$0	\$0	\$0	\$0	\$0	\$0	\$0	\$0	\$0	\$0	\$0	\$0	\$0	\$0
2044-2045	\$0	\$0	\$0	\$0	\$0	\$0	\$0	\$0	\$0	\$0	\$0	\$0	\$0	\$0	\$0	\$0	\$0	\$0	\$0	\$0	\$0	\$0	\$0
2045-2046	\$0	\$0	\$0	\$0	\$0	\$0	\$0	\$0	\$0	\$0	\$0	\$0	\$0	\$0	\$0	\$0	\$0	\$0	\$0	\$0	\$0	\$0	\$0
2046-2047	\$0	\$0	\$0	\$0	\$0	\$0	\$0	\$0	\$0	\$0	\$0	\$0	\$0	\$0	\$0	\$0	\$0	\$0	\$0	\$0	\$0	\$0	\$0
2047-2048	\$0	\$0	\$0	\$0	\$0	\$0	\$0	\$0	\$0	\$0	\$0	\$0	\$0	\$0	\$0	\$0	\$0	\$0	\$0	\$0	\$0	\$0	\$0
2048-2049	\$0	\$0	\$0	\$0	\$0	\$0	\$0	\$0	\$0	\$0	\$0	\$0	\$0	\$0	\$0	\$0	\$0	\$0	\$0	\$0	\$0	\$0	\$0
2049-2050	\$0	\$0	\$0	\$0	\$0	\$0	\$0	\$0	\$0	\$0	\$0	\$0	\$0	\$0	\$0	\$0	\$0	\$0	\$0	\$0	\$0	\$0	\$0
2050-2051	\$0	\$0	\$0	\$0	\$0	\$0	\$0	\$0	\$0	\$0	\$0	\$0	\$0	\$0	\$0	\$0	\$0	\$0	\$0	\$0	\$0	\$0	\$0
2051-2052	\$0	\$0	\$0	\$0	\$0	\$0	\$0	\$0	\$0	\$0	\$0	\$0	\$0	\$0	\$0	\$0	\$0	\$0	\$0	\$0	\$0	\$0	\$0
2052-2053	\$0	\$0	\$0	\$0	\$0	\$0	\$0	\$0	\$0	\$0	\$0	\$0	\$0	\$0	\$0	\$0	\$0	\$0	\$0	\$0	\$0	\$0	\$0
2053-2054	\$0	\$0	\$0	\$0	\$0	\$0	\$0	\$0	\$0	\$0	\$0	\$0	\$0	\$0	\$0	\$0	\$0	\$0	\$0	\$0	\$0	\$0	\$0
2054-2055	\$0	\$0	\$0	\$0	\$0	\$0	\$0	\$0	\$0	\$0	\$0	\$0	\$0	\$0	\$0	\$0	\$0	\$0	\$0	\$0	\$0	\$0	\$0
2055-2056	\$0	\$0	\$0	\$0	\$0	\$0	\$0	\$0	\$0	\$0	\$0	\$0	\$0	\$0	\$0	\$0	\$0	\$0	\$0	\$0	\$0	\$0	\$0
2056-2057	\$0	\$0	\$0	\$0	\$0	\$0	\$0	\$0	\$0	\$0	\$0	\$0	\$0	\$0	\$0	\$0	\$0	\$0	\$0	\$0	\$0	\$0	\$0
2057-2058	\$0	\$0	\$0	\$0	\$0	\$0	\$0	\$0	\$0	\$0	\$0	\$0	\$0	\$0	\$0	\$0	\$0	\$0	\$0	\$0	\$0	\$0	\$0
2058-2059	\$0	\$0	\$0	\$0	\$0	\$0	\$0	\$0	\$0	\$0	\$0	\$0	\$0	\$0	\$0	\$0	\$0	\$0	\$0	\$0	\$0	\$0	\$0
2059-2060	\$0	\$0	\$0	\$0	\$0	\$0	\$0	\$0	\$0	\$0	\$0	\$0	\$0	\$0	\$0	\$0	\$0	\$0	\$0	\$0	\$0	\$0	\$0
2060-2061	\$0	\$0	\$0	\$0	\$0	\$0	\$0	\$0	\$0	\$0	\$0	\$0	\$0	\$0	\$0	\$0	\$0	\$0	\$0	\$0	\$0	\$0	\$0
2061-2062	\$0	\$0	\$0	\$0	\$0	\$0	\$0	\$0	\$0	\$0	\$0	\$0	\$0	\$0	\$0	\$0	\$0	\$0	\$0	\$0	\$0	\$0	\$0
2062-2063	\$0	\$0	\$0	\$0	\$0	\$0	\$0	\$0	\$0	\$0	\$0	\$0	\$0	\$0	\$0	\$0	\$0	\$0	\$0	\$0	\$0	\$0	\$0
2063-2064	\$0	\$0	\$0	\$0	\$0	\$0	\$0	\$0	\$0	\$0	\$0	\$0	\$0	\$0	\$0	\$0	\$0	\$0	\$0	\$0	\$0	\$0	\$0
2064-2065	\$0	\$0	\$0	\$0	\$0	\$0	\$0	\$0	\$0	\$0	\$0	\$0	\$0	\$0	\$0	\$0	\$0	\$0	\$0	\$0	\$0	\$0	\$0
2065-2066	\$0	\$0	\$0	\$0	\$0	\$0	\$0	\$0	\$0	\$0	\$0	\$0	\$0	\$0	\$0	\$0	\$0	\$0	\$0	\$0	\$0	\$0	\$0
2066-2067	\$0	\$0	\$0	\$0	\$0	\$0	\$0	\$0	\$0	\$0	\$0	\$0	\$0	\$0	\$0	\$0	\$0	\$0	\$0	\$0	\$0	\$0	\$0
2067-2068	\$0	\$0	\$0	\$0	\$0	\$0	\$0	\$0	\$0	\$0	\$0	\$0	\$0	\$0	\$0	\$0	\$0	\$0	\$0	\$0	\$0	\$0	\$0
2068-2069	\$0	\$0	\$0	\$0	\$0	\$0	\$0	\$0	\$0	\$0	\$0	\$0	\$0	\$0	\$0	\$0	\$0	\$0	\$0	\$0	\$0	\$0	\$0
2069-2070	\$0	\$0	\$0	\$0	\$0	\$0	\$0	\$0	\$0	\$0	\$0	\$0	\$0	\$0	\$0	\$0	\$0	\$0	\$0	\$0	\$0	\$0	\$0
2070-2071	\$0	\$0	\$0	\$0	\$0	\$0	\$0	\$0	\$0	\$0	\$0	\$0	\$0	\$0	\$0	\$0	\$0	\$0	\$0	\$0	\$0	\$0	\$0
2071-2072	\$0	\$0	\$0	\$0	\$0	\$0	\$0	\$0	\$0	\$0	\$0	\$0	\$0	\$0	\$0	\$0	\$0	\$0	\$0	\$0	\$0	\$0	\$0
2072-2073	\$0	\$0	\$0	\$0	\$0	\$0	\$0	\$0	\$0	\$0	\$0	\$0	\$0	\$0	\$0	\$0	\$0	\$0	\$0	\$0	\$0	\$0	\$0
2073-2074	\$0	\$0	\$0	\$0	\$0	\$0	\$0	\$0	\$0	\$0	\$0	\$0	\$0	\$0	\$0	\$0	\$0	\$0	\$0	\$0	\$0	\$0	\$0
2074-2075	\$0	\$0	\$0	\$0	\$0	\$0	\$0	\$0	\$0	\$0	\$0	\$0	\$0	\$0	\$0	\$0	\$0	\$0	\$0	\$0	\$0	\$0	\$0
2075-2076	\$0	\$0	\$0	\$0	\$0	\$0	\$0	\$0	\$0	\$0	\$0	\$0	\$0	\$0	\$0	\$0	\$0	\$0	\$0	\$0	\$0	\$0	\$0
2076-2077	\$0	\$0	\$0	\$0	\$0	\$0	\$0	\$0	\$0	\$0	\$0	\$0	\$0	\$0	\$0	\$0	\$0	\$0	\$0	\$0	\$0	\$0	\$0
2077-2078	\$0	\$0	\$0	\$0	\$0	\$0	\$0	\$0	\$0	\$0	\$0	\$0	\$0	\$0	\$0	\$0	\$0	\$0	\$0	\$0	\$0	\$0	\$0
2078-2079	\$0	\$0	\$0	\$0	\$0	\$0	\$0	\$0	\$0	\$0	\$0	\$0	\$0	\$0	\$0	\$0	\$0	\$0	\$0	\$0	\$0	\$0	\$0
2079-2080	\$0	\$0	\$0	\$0	\$0	\$0	\$0	\$0	\$0	\$0	\$0	\$0	\$0	\$0	\$0	\$0	\$0	\$0	\$0	\$0	\$0	\$0	\$0
2080-2081	\$0	\$0	\$0	\$0</																			

State

Delivery Year	Original SDG	Original LDG	Original CS	LTPA	Admin (2%)	Job Training	ILSFA	Forward Procurement	SDG < 25 KW	LDG > 25 - 500KW	Traditional Community Solar	Public Schools	Community Driven Community Solar	Equity Eligible Contractor	Utility Wind	Utility Solar	Brownfield	Available Funds at start of DY (including ACP \$101,158,360)	DY Collections (Provided by Utilities)	Available Funds at start of DY + Collections	Total Spend	EYV Balance
2020-2021	\$138,157,520.03	\$61,628,622.02	\$23,495,698.55	\$30,848,360	\$4,504,720	\$0	\$11,261,800											\$460,710,682	\$225,236,001	\$585,946,683	\$279,886,620	\$406,060,062
2021-2022	\$38,051,984.68	\$66,127,512.06	\$17,265,055.73	\$24,142,255	\$0	\$294,757	\$10,000,000											\$400,060,061	\$464,737,836	\$870,797,899	\$1,841,863.63	\$555,936,236
2022-2023	\$4,865,292.21	\$65,210,004.02	\$10,510,249,969.78	\$22,062,345	\$11,749,260	\$0	\$500,000	\$935,733,555										\$555,916,236	\$587,460,994	\$1,143,379,218	\$859,835,138	\$283,483,912
2023-2024	\$0	\$84,609,484.41	\$105,861,890.43	\$17,221,481.61	\$0	\$409,407	\$0	\$1,779,750	\$11,448,391									\$218,831,931	\$588,988,451	\$872,822,384	\$666,060,649	\$206,411,751
2024-2025	\$0	\$83,573,778.01	\$10,090,739,278	\$17,242,542	\$0	\$11,742,301	\$10,000,000	\$500,000										\$209,611,751	\$715,115,172	\$793,526,927	\$508,763,938	\$284,759,458
2025-2026	\$0	\$10,040,946.73	\$50,607,397.16	\$11,401,432	\$12,702,237	\$0	\$500,000	\$441,450,480										\$284,798,948	\$585,111,857	\$869,871,806	\$427,681,280	\$442,190,526
2026-2027	\$0	\$12,026,754	\$1,317,118,844	\$8,215,412	\$12,702,237	\$0	\$500,000	\$24,668,734										\$284,798,948	\$585,111,857	\$869,871,806	\$427,681,280	\$442,190,526
2027-2028	\$0	\$0	\$0	\$0	\$4,480,481	\$11,750,287	\$100,000,000	\$500,000										\$500,000,000	\$662,786,107	\$1,248,780,202	\$362,145,566	\$886,134,706
2028-2029	\$0	\$0	\$0	\$4,478,132	\$11,807,810	\$0	\$500,000	\$125,146,656										\$500,000,000	\$662,786,107	\$1,248,780,202	\$362,145,566	\$886,134,706
2029-2030	\$0	\$0	\$0	\$0	\$138,897	\$0	\$500,000	\$12,822,452										\$500,000,000	\$662,786,107	\$1,248,780,202	\$362,145,566	\$886,134,706
2030-2031	\$0	\$0	\$0	\$4,303,454	\$11,859,632	\$100,000,000	\$500,000	\$26,199,135										\$500,000,000	\$662,786,107	\$1,248,780,202	\$362,145,566	\$886,134,706
2031-2032	\$0	\$0	\$0	\$4,261,080	\$11,903,690	\$0	\$500,000	\$115,395,582										\$500,000,000	\$662,786,107	\$1,248,780,202	\$362,145,566	\$886,134,706
2032-2033	\$0	\$0	\$0	\$0	\$11,085,312	\$0	\$500,000	\$21,883,138										\$500,000,000	\$662,786,107	\$1,248,780,202	\$362,145,566	\$886,134,706
2033-2034	\$0	\$0	\$0	\$0	\$12,004,777	\$0	\$500,000	\$22,749,222										\$500,000,000	\$662,786,107	\$1,248,780,202	\$362,145,566	\$886,134,706
2034-2035	\$0	\$0	\$0	\$0	\$12,018,439	\$0	\$500,000	\$22,620,476										\$500,000,000	\$662,786,107	\$1,248,780,202	\$362,145,566	\$886,134,706
2035-2036	\$0	\$0	\$0	\$0	\$12,075,036	\$0	\$500,000	\$22,692,274										\$500,000,000	\$662,786,107	\$1,248,780,202	\$362,145,566	\$886,134,706
2036-2037	\$0	\$0	\$0	\$0	\$12,132,089	\$0	\$500,000	\$22,764,912										\$500,000,000	\$662,786,107	\$1,248,780,202	\$362,145,566	\$886,134,706

Ameren	27.32%
--------	--------

[illegible]

ComEd	72.45%
-------	--------

[illegible]

MidAm	0.24%
-------	-------

Midsize		0.24%																						
Delivery Year	Original SDG	Original LDG	Original CS	LTPA	Admin (2%)	Job Training	ILSFA	Forward Procurements	SDG + 25 KW	LDG + 25 - 5000KW	Traditional Community Solar	Public Schools	Community Driven Community Solar	Equity Eligible Contractor	Utility Wind	Utility Solar	Brownfield	DY Collections (from start of DY)	Available Funds at start of DY (including ACP 1501, 158, 366)	DY Collections (from start of DY)	Available Funds at start of DY	Total Spend	DY Balance	
2020-2021	\$317,433	\$146,035.90	\$79,385	\$73,111	\$110,676	\$26,690	\$0	\$0	\$0	\$0	\$0	\$0	\$0	\$0	\$0	\$0	\$0	\$0	\$286,907,919	\$585,207	\$286,907,919	\$663,331	\$286,929,895	
2021-2022	\$90,181	\$156,722.44	\$277,718	\$227,029	\$118,500	\$0	\$0	\$0	\$0	\$0	\$0	\$0	\$0	\$0	\$0	\$0	\$0	\$0	\$153,434	\$297,083,328	\$722,570	\$286,730	\$286,730	
2022-2023	\$11,531	\$154,547.71	\$261,063	\$52,288	\$27,846	\$0	\$0	\$0	\$0	\$0	\$0	\$0	\$0	\$0	\$0	\$0	\$0	\$0	\$296,360,799	\$1,392,649	\$297,753,408	\$2,037,962	\$286,715,456	
2023-2024	\$0	\$130,100.52	\$0	\$118,517	\$118,517	\$0	\$0	\$0	\$0	\$0	\$0	\$0	\$0	\$0	\$0	\$0	\$0	\$0	\$297,753,408	\$1,392,649	\$299,146,057	\$0	\$297,753,408	
2024-2025	\$0	\$86,676.30	\$241,955	\$41,780	\$27,829	\$0	\$0	\$0	\$0	\$0	\$0	\$0	\$0	\$0	\$0	\$0	\$0	\$0	\$295,530,631	\$1,392,650	\$296,923,281	\$1,182,078	\$295,741,063	
2025-2026	\$0	\$24,790.44	\$133,790	\$27,021	\$27,734	\$118,500	\$0	\$0	\$0	\$0	\$0	\$0	\$0	\$0	\$0	\$0	\$0	\$0	\$296,724,063	\$1,392,635	\$297,113,008	\$1,013,605	\$296,119,403	
2026-2027	\$0	\$2,431.43	\$10,764	\$2,431	\$2,431	\$0	\$0	\$0	\$0	\$0	\$0	\$0	\$0	\$0	\$0	\$0	\$0	\$0	\$296,119,403	\$1,392,635	\$297,511,643	\$0	\$296,641,927	
2027-2028	\$0	\$0	\$0	\$10,619	\$27,848	\$118,500	\$0	\$0	\$0	\$0	\$0	\$0	\$0	\$0	\$0	\$0	\$0	\$0	\$295,530,631	\$1,392,650	\$296,923,281	\$3,585	\$297,305	
2028-2029	\$0	\$0.00	\$0	\$10,613	\$27,985	\$118,500	\$0	\$0	\$0	\$0	\$0	\$0	\$0	\$0	\$0	\$0	\$0	\$0	\$297,200,311	\$1,394,151	\$298,594,462	\$821,602	\$297,772,860	
2029-2030	\$0	\$0.00	\$0	\$10,281	\$28,019	\$118,500	\$0	\$0	\$0	\$0	\$0	\$0	\$0	\$0	\$0	\$0	\$0	\$0	\$297,722,860	\$1,394,241	\$299,117,101	\$2,070,670	\$298,400,430	
2030-2031	\$0	\$0.00	\$0	\$10,199	\$28,107	\$118,500	\$0	\$0	\$0	\$0	\$0	\$0	\$0	\$0	\$0	\$0	\$0	\$0	\$298,440,218	\$1,394,218	\$299,834,437	\$3,151,111	\$299,583,326	
2031-2032	\$0	\$0.00	\$0	\$10,289	\$27,734	\$118,500	\$0	\$0	\$0	\$0	\$0	\$0	\$0	\$0	\$0	\$0	\$0	\$0	\$299,235,913	\$1,393,091	\$300,630,004	\$605,198	\$300,027,806	
2032-2033	\$0	\$0.00	\$0	\$10,245	\$28,041	\$118,500	\$0	\$0	\$0	\$0	\$0	\$0	\$0	\$0	\$0	\$0	\$0	\$0	\$300,630,004	\$1,392,702	\$302,022,706	\$838,618	\$300,841,890	
2033-2034	\$0	\$0.00	\$0	\$10,251	\$28,051	\$118,500	\$0	\$0	\$0	\$0	\$0	\$0	\$0	\$0	\$0	\$0	\$0	\$0	\$302,022,706	\$1,392,702	\$303,415,408	\$0	\$303,415,408	
2034-2035	\$0	\$0.00	\$0	\$10,231	\$28,188	\$118,500	\$0	\$0	\$0	\$0	\$0	\$0	\$0	\$0	\$0	\$0	\$0	\$0	\$303,415,408	\$1,392,702	\$304,808,110	\$0	\$304,808,110	
2035-2036	\$0	\$0.00	\$0	\$10,267	\$28,216	\$118,500	\$0	\$0	\$0	\$0	\$0	\$0	\$0	\$0	\$0	\$0	\$0	\$0	\$304,808,110	\$1,392,702	\$306,200,812	\$0	\$306,200,812	
2036-2037	\$0	\$0.00	\$0	\$10,271	\$28,244	\$118,500	\$0	\$0	\$0	\$0	\$0	\$0	\$0	\$0	\$0	\$0	\$0	\$0	\$306,200,812	\$1,392,702	\$307,593,514	\$0	\$307,593,514	
2037-2038	\$0	\$0.00	\$0	\$10,271	\$28,244	\$118,500	\$0	\$0	\$0	\$0	\$0	\$0	\$0	\$0	\$0	\$0	\$0	\$0	\$307,593,514	\$1,392,702	\$308,986,216	\$0	\$308,986,216	

2038-2039	\$0	\$0.00	\$0	\$0	\$28,857		\$118,500	\$205,404	\$0		\$0	\$59,515	\$57,154		\$0	\$0	\$26,876	\$17,534	\$8,858	\$305,079,351	\$1,400,372	\$306,479,723	\$522,696	\$305,957,027
2039-2040	\$0	\$0.00	\$0	\$0	\$28,857		\$118,500	\$197,188	\$0		\$0	\$59,218	\$56,869		\$0	\$0	\$26,876	\$17,446	\$8,811					
2040-2041	\$0	\$0.00	\$0	\$0	\$28,857		\$118,500	\$189,300	\$0		\$0	\$58,927	\$56,584		\$0	\$0	\$26,876	\$17,359	\$8,767					
2041-2042	\$0	\$0.00	\$0	\$0	\$28,857		\$118,500	\$0	\$0		\$0	\$58,027	\$56,302		\$0	\$0	\$26,876	\$17,272	\$8,723					
2042-2043	\$0	\$0.00	\$0	\$0	\$28,857		\$118,500	\$0	\$0		\$0	\$58,334	\$17,227		\$0	\$0	\$26,876	\$17,186	\$8,680					

State

Delivery Year	Original SDG	Original LDG	Original CS	LTPA	Admin (2%)	Job Training	ILSFA	Forward Procurements	SDG < 25 KW	LDG > 25 - 5000KW	Traditional Community Solar	Public Schools	Community Driven Community Solar	Equity Eligible Contractor	Utility Wind	Utility Solar	Brownfield	Available Funds at start of DY (including ACP \$101,198,368)	DY Collections (Provided by Utilities)	Available Funds at start of DY + Collections	Total Spend	EOY Balance
2020-2021	\$138,157,520.03	\$61,618,522.02	\$33,495,698.55	\$30,848,360	\$4,504,720	\$0	\$11,261,800	\$0	\$0	\$0	\$0	\$0	\$0	\$0	\$0	\$0	\$0	\$460,710,682	\$225,236,001	\$685,946,683	\$279,886,620	\$406,060,063
2021-2022	\$38,051,984.68	\$66,127,610.76	\$117,265,055.35	\$24,142,255	\$99,294,757	\$10,000,000	\$0	\$0	\$0	\$0	\$0	\$0	\$0	\$0	\$0	\$0	\$0	\$406,060,063	\$464,737,836	\$870,797,899	\$314,881,663	\$555,916,236
2022-23	\$6,485,192.21	\$66,210,004.62	\$110,132,998.78	\$22,062,345	\$11,149,360	\$0	\$0	\$195,733,151	\$0	\$0	\$0	\$0	\$0	\$0	\$0	\$0	\$0	\$406,060,063	\$464,737,836	\$870,797,899	\$314,881,663	\$555,916,236
2023-2024	\$0	\$58,693,888.43	\$105,861,890.43	\$17,723,007	\$11,779,760	\$0	\$500,000,000	\$153,593,489	\$11,779,760	\$0	\$0	\$0	\$0	\$0	\$0	\$0	\$0	\$543,695,805	\$588,989,451	\$1,132,684,256	\$397,540,566	\$735,003,710
2024-2025	\$0	\$36,572,278.01	\$102,000,738.28	\$17,423,542	\$11,743,303	\$10,000,000	\$500,000,000	\$147,344,631	\$147,344,631	\$15,811,096	\$0	\$0	\$0	\$0	\$0	\$0	\$0	\$735,037,710	\$587,115,172	\$1,322,168,882	\$553,807,969	\$788,060,913
2025-2026	\$0	\$10,440,946.73	\$55,607,397.16	\$11,401,432	\$11,702,237	\$0	\$500,000,000	\$141,450,846	\$141,450,846	\$30,111,353	\$0	\$0	\$0	\$0	\$0	\$0	\$0	\$748,360,913	\$585,113,877	\$1,333,474,790	\$520,039,011	\$853,335,779
2026-2027	\$0	\$1,025,918.74	\$4,517,518.84	\$8,115,412	\$11,715,134	\$0	\$500,000,000	\$115,792,812	\$115,792,812	\$43,839,601	\$0	\$0	\$0	\$0	\$0	\$0	\$0	\$851,333,709	\$585,736,682	\$1,417,070,442	\$473,224,255	\$993,866,187
2027-2028	\$0	\$0	\$0	\$4,480,483	\$11,750,282	\$10,000,000	\$500,000,000	\$130,361,100	\$130,361,100	\$57,018,738	\$0	\$0	\$0	\$0	\$0	\$0	\$0	\$929,501,859	\$579,859,350	\$1,509,361,209	\$516,444,781	\$1,034,935,511
2028-2029	\$0	\$0	\$0	\$4,478,132	\$11,807,810	\$0	\$500,000,000	\$125,146,656	\$125,146,656	\$69,670,671	\$0	\$0	\$0	\$0	\$0	\$0	\$0	\$1,364,085,511	\$579,859,350	\$1,943,944,861	\$547,226,911	\$1,077,799,074
2029-2030	\$0	\$0	\$0	\$4,318,070	\$11,822,452	\$0	\$500,000,000	\$101,140,700	\$101,140,700	\$83,816,146	\$0	\$0	\$0	\$0	\$0	\$0	\$0	\$1,077,799,074	\$579,859,350	\$1,657,658,424	\$588,664,940	\$1,082,256,700
2030-2031	\$0	\$0	\$0	\$4,304,454	\$11,859,632	\$10,000,000	\$500,000,000	\$115,335,158	\$115,335,158	\$93,476,586	\$0	\$0	\$0	\$0	\$0	\$0	\$0	\$1,040,920,948	\$579,859,350	\$1,620,780,298	\$634,238,782	\$1,077,799,074
2031-2032	\$0	\$0	\$0	\$4,261,080	\$11,903,490	\$0	\$500,000,000	\$115,335,158	\$0	\$77,856,314	\$83,067,964	\$46,709,689	\$0	\$0	\$0	\$0	\$0	\$1,200,000,000	\$579,859,350	\$1,779,859,350	\$595,184,488	\$1,080,990,972
2032-2033	\$0	\$0	\$0	\$11,485,332	\$0	\$500,000,000	\$0	\$110,233,252	\$0	\$63,520,921	\$82,452,624	\$46,476,140	\$0	\$0	\$0	\$0	\$0	\$1,218,093,089	\$595,266,582	\$1,813,359,671	\$478,674,263	\$1,334,685,408
2033-2034	\$0	\$0	\$0	\$0	\$0	\$0	\$500,000,000	\$106,292,882	\$0	\$49,758,943	\$56,243,755	\$46,758,943	\$0	\$0	\$0	\$0	\$0	\$1,248,605,407	\$600,238,825	\$1,848,844,232	\$454,685,041	\$1,394,159,196
2034-2035	\$0	\$0	\$0	\$0	\$0	\$0	\$500,000,000	\$102,041,166	\$0	\$36,547,444	\$46,012,541	\$39,428,164	\$0	\$0	\$0	\$0	\$0	\$1,284,299,238	\$601,924,455	\$1,886,223,693	\$424,291,091	\$1,461,932,602
2035-2036	\$0	\$0	\$0	\$0	\$0	\$0	\$500,000,000	\$99,559,520	\$0	\$23,864,406	\$48,819,023	\$41,429,418	\$0	\$0	\$0	\$0	\$0	\$1,277,167,319	\$603,891,262	\$1,881,058,581	\$395,487,042	\$1,485,571,539
2036-2037	\$0	\$0	\$0	\$0	\$0	\$0	\$500,000,000	\$94,041,139	\$0	\$11,688,688	\$45,511,528	\$45,511,528	\$0	\$0	\$0	\$0	\$0	\$1,260,136,226	\$604,660,472	\$1,864,796,698	\$367,920,920	\$1,496,875,778
2037-2038	\$0	\$0	\$0	\$0	\$0	\$0	\$500,000,000	\$90,279,493	\$0	\$0	\$80,606,869	\$45,325,798	\$0	\$0	\$0	\$0	\$0	\$1,249,369,869	\$605,078,262	\$1,854,448,131	\$349,369,869	\$1,505,078,262
2038-2039	\$0	\$0	\$0	\$0	\$0	\$0	\$500,000,000	\$86,668,614	\$0	\$0	\$80,833,84	\$45,099,169	\$0	\$0	\$0	\$0	\$0	\$1,240,078,262	\$605,078,262	\$1,845,156,524	\$329,369,869	\$1,515,816,655
2039-2040	\$0	\$0	\$0	\$0	\$0	\$0	\$500,000,000	\$83,203,181	\$0	\$0	\$79,802,815	\$44,873,673	\$0	\$0	\$0	\$0	\$0	\$1,230,000,000	\$605,078,262	\$1,835,078,262	\$309,369,869	\$1,525,708,401
2040-2041	\$0	\$0	\$0	\$0	\$0	\$0	\$500,000,000	\$79,873,518	\$0	\$0	\$79,403,801	\$44,645,305	\$0	\$0	\$0	\$0	\$0	\$1,219,000,000	\$605,078,262	\$1,824,078,262	\$289,369,869	\$1,535,708,401
2041-2042	\$0	\$0	\$0	\$0	\$0	\$0	\$500,000,000	\$76,006,782	\$0	\$0	\$75,076,662	\$44,426,058	\$0	\$0	\$0	\$0	\$0	\$1,207,000,000	\$605,078,262	\$1,812,078,262	\$269,369,869	\$1,545,708,401
2042-2043	\$0	\$0	\$0	\$0	\$0	\$0	\$500,000,000	\$72,811,748	\$0	\$0	\$72,811,748	\$44,203,928	\$0	\$0	\$0	\$0	\$0	\$1,195,000,000	\$605,078,262	\$1,800,078,262	\$249,369,869	\$1,555,708,401

Admeters		27.37%																					
Delivery Year	Original SDG	Original LDG	Original CS	LTPA	Admin (2%)	Job Training	ILSFA	Forward Procurements	SDG < 25 KW	LDG > 25 - 5000KW	Traditional Community Solar	Public Schools	Community Driven Community Solar	Equity Eligible Contractor	Utility Wind	Utility Solar	Brownfield	Available Funds at start of DY (including ACP \$101,198,368)	DY Collections (Provided by Utilities)	Available Funds at start of DY + Collections	Total Spend	EOY Balance	
2020-2021	\$27,108,240.27	\$22,095,450.39	\$12,848,215.61	\$2,753,000	\$1,230,990	\$0	\$3,076,499	\$836,247	\$0	\$0	\$0	\$0	\$0	\$0	\$0	\$0	\$0	\$162,214,832	\$45,309,955	\$228,524,887	\$74,944,261	\$153,576,626	
2021-2022	\$11,296,784.05	\$24,273,459.35	\$30,356,604.48	\$5,554,000	\$2,539,142	\$0	\$3,659,000	\$4,902,347	\$0	\$0	\$0	\$0	\$0	\$0	\$0	\$0	\$0	\$162,214,832	\$45,309,955	\$228,524,887	\$74,944,261	\$153,576,626	
2022-2023	\$1,430,256.50	\$24,734,760.37	\$27,635,399.06	\$4,842,000	\$3,099,063	\$0	\$3,659,000	\$7,242,384	\$0	\$0	\$0	\$0	\$0	\$0	\$0	\$0	\$0	\$162,214,832	\$45,309,955	\$228,524,887	\$74,944,261	\$153,576,626	
2023-2024	\$0	\$0	\$22,302,729.58	\$26,972,184.55	\$3,401,000	\$3,217,987	\$0	\$3,659,000	\$7,242,384	\$0	\$0	\$0	\$0	\$0	\$0	\$0	\$0	\$0	\$162,214,832	\$45,309,955	\$228,524,887	\$74,944,261	\$153,576,626
2024-2025	\$0	\$15,216,611.13	\$25,463,384.84	\$3,259,000	\$3,207,762	\$0	\$3,659,000	\$7,242,384	\$40,251,696	\$4,319,275	\$0	\$0	\$0	\$0	\$0	\$0	\$0	\$0	\$162,214,832	\$45,309,955	\$228,524,887	\$74,944,261	\$153,576,626
2025-2026	\$0	\$4,056,634.37	\$11,324,988.45	\$1,276,000	\$3,196,817	\$0	\$3,659,000	\$7,242,384	\$38,641,542	\$8,225,820	\$0	\$0	\$0	\$0	\$0	\$0	\$0	\$0	\$162,214,832	\$45,309,955	\$228,524,887	\$74,944,261	\$153,576,626
2026-2027	\$0	\$25,617,827.7	\$20,446,760	\$1,200,000	\$3,300,340	\$0	\$3,659,000	\$7,242,384	\$37,095,880	\$13,976,102	\$0	\$0	\$0	\$0	\$0	\$0	\$0	\$0	\$162,214,832	\$45,309,955	\$228,524,887	\$74,944,261	\$153,576,626
2027-2028	\$0	\$0	\$0	\$0	\$0	\$0	\$3,659,000	\$7,242,384	\$35,612,043	\$13,976,102	\$0	\$0	\$0	\$0	\$0	\$0	\$0	\$0	\$162,214,832	\$45,309,955	\$228,524,887	\$74,944,261	\$153,576,626
2028-2029	\$0	\$0	\$0	\$0	\$0	\$0	\$3,659,000	\$7,242,384	\$34,187,563	\$13,976,102	\$0	\$0	\$0	\$0	\$0	\$0	\$0	\$0	\$162,214,832	\$45,309,955	\$228,524,887	\$74,944,261	\$153,576,626
2029-2030	\$0	\$0	\$0	\$0	\$0	\$0	\$3,659,000	\$7,242,384	\$32,820,061	\$13,976,102	\$0	\$0	\$0	\$0	\$0	\$0	\$0	\$0	\$162,214,832	\$45,309,955	\$228,524,887	\$74,944,261	\$153,576,626
2030-2031	\$0	\$0	\$0	\$0	\$0	\$0	\$3,659,000	\$7,242,384	\$31,500,738	\$13,976,102	\$0	\$0	\$0	\$0	\$0	\$0	\$0	\$0	\$162,214,832	\$45,309,955	\$228,524,887	\$74,944,261	\$153,576,626
2031-2032	\$0	\$0	\$0	\$0	\$0	\$0	\$3,659,000	\$7,242,384	\$30,226,928	\$13,976,102	\$0	\$0	\$0	\$0	\$0	\$0	\$0	\$0	\$162,214,832	\$45,309,955	\$228,524,887	\$74,944,261	\$153,576,626
2032-2033	\$0	\$0	\$0	\$0	\$0	\$0	\$3,659,000	\$7,242,384	\$28,992,066	\$13,976,102	\$0	\$0	\$0	\$0	\$0	\$0	\$0	\$0	\$162,214,832	\$45,309,955	\$228,524,887	\$74,944,261	\$153,576,626
2033-2034	\$0	\$0	\$0	\$0	\$0	\$0	\$3,659,000	\$7,242,384	\$27,754,044	\$13,976,102	\$0	\$0	\$0	\$0	\$0	\$0	\$0	\$0	\$162,214,832	\$45,309,955	\$228,524,887	\$74,944,261	\$153,576,626
2034-2035	\$0	\$0	\$0	\$0	\$0	\$0	\$3,659,000	\$7,242,384	\$26,517,121	\$13,976,102	\$0	\$0	\$0	\$0	\$0	\$0	\$0	\$0	\$162,214,832	\$45,309,955	\$228,524,887	\$74,944,261	\$153,576,626
2035-2036	\$0	\$0	\$0	\$0	\$0	\$0	\$3,659,000	\$7,242,384	\$25,282,199	\$13,976,102	\$0	\$0	\$0	\$0	\$0	\$0	\$0	\$0	\$162,214,832	\$45,309,955	\$228,524,887	\$74,944,261	\$153,576,626
2036-2037	\$0	\$0	\$0	\$0	\$0	\$0	\$3,659,000	\$7,242,384	\$24,047,276	\$13,976,102	\$0	\$0	\$0	\$0	\$0	\$0	\$0	\$0	\$162,214,832	\$45,309,955	\$228,524,887	\$74,944,261	\$153,576,626
2037-2038	\$0	\$0	\$0	\$0	\$0	\$0	\$3,659,000	\$7,242,384	\$22,812,353	\$13,976,102	\$0	\$0	\$0	\$0	\$0	\$0	\$0	\$0	\$162,214,832	\$45,309,955	\$228,524,887	\$74,944,261	\$153,576,626
2038-2039	\$0	\$0	\$0	\$0	\$0	\$0	\$3,659,000	\$7,242,384	\$21,577,430	\$13,976,102	\$0	\$0	\$0	\$0	\$0	\$0	\$0	\$0	\$162,214,832	\$45,309,955	\$228,524,887	\$74,944,261	\$153,576,626
2039-2040	\$0	\$0	\$0	\$0	\$0	\$0	\$3,659,000	\$7,242,384	\$20,342,507	\$13,976,102	\$0	\$0	\$0	\$0	\$0	\$0	\$0	\$0	\$162,214,832	\$45,309,955	\$228,524,887	\$74,944,261	\$153,576,626
2040-2041	\$0	\$0	\$0	\$0	\$0	\$0	\$3,659,000	\$7,242,384	\$19,107,583	\$13,976,102	\$0	\$0	\$0	\$0	\$0	\$0	\$0	\$0	\$162,214,832	\$45,309,955	\$228,524,887	\$74,944,261	\$153,576,626
2041-2042	\$0	\$0	\$0	\$0	\$0	\$0	\$3,659,000	\$7,242,384	\$17,872,659	\$13,976,102	\$0	\$0	\$0	\$0	\$0	\$0	\$0	\$0	\$162,214,832	\$45,309,955	\$228,524,887	\$74,944,261	\$153,576,626
2042-2043	\$0	\$0	\$0	\$0	\$0	\$0	\$3,659,000	\$7,242,384	\$16,637,735	\$13,976,102	\$0	\$0	\$0	\$0	\$0	\$0	\$0	\$0	\$162,214,832	\$45,309,955	\$228,524,887	\$74,944,261	\$153,576,626

2038-2039	\$0	\$0.00	\$0	\$0	\$28,857		\$118,500	\$205,404	\$0		\$0	\$190,083	\$106,885		\$0	\$0	\$86,420	\$47,410	\$3,082	\$300,323,298	\$1,400,372	\$301,723,670	\$786,640	\$300,937,030
2039-2040	\$0	\$0.00	\$0	\$0	\$28,857		\$118,500	\$197,188	\$0		\$0	\$189,133	\$106,353		\$0	\$0	\$86,420	\$47,173	\$3,066					
2040-2041	\$0	\$0.00	\$0	\$0	\$28,857		\$118,500	\$189,300	\$0		\$0	\$188,187	\$105,818		\$0	\$0	\$86,420	\$46,937	\$3,051					
2041-2042	\$0	\$0.00	\$0	\$0	\$28,857		\$118,500	\$0	\$0		\$0	\$187,246	\$105,290		\$0	\$0	\$86,420	\$46,702	\$3,036					
2042-2043	\$0	\$0.00	\$0	\$0	\$28,857		\$118,500	\$0	\$0		\$0	\$186,310	\$104,763		\$0	\$0	\$86,420	\$46,469	\$3,020					

Delivery Year	SDG RECs	LDG RECs	CS RECs	AMP RECs under contract (H&C)	Legacy DG	Forward Procurement	Illinois Solar for All	Non-AMP RECs under contract (H&C)	SDG < 25 KW	LDG > 25 - 5000KW	Traditional Community Solar	Public Schools	Community Driven Community Solar	Equity Eligible Contractor	Utility Wind	Utility Solar	Brownfield	Expected Future Activities	Total new RECs	Total RECs	
2020-21	169,320	332,608	150,680	-	652,648	1,861,725	3,278	7,730,000	58,272	2,653,270	-	-	-	-	-	-	-	-	-	3,305,878	
2021-22	169,971	425,963	412,124	-	1,028,058	1,861,725	21,732	2,983,671	55,182	4,932,309	-	-	-	-	-	-	-	-	-	5,560,367	
2022-23	247,868	446,976	418,258	-	1,112,202	1,861,725	5,613	4,571,149	64,856	6,503,942	-	-	963	-	-	-	-	-	270,933	7,886,477	
2023-24	273,856	535,409	441,111	-	1,250,736	1,861,725	-	4,571,149	64,531	6,497,405	140,668	-	-	958	-	-	-	-	47,200	691,285	8,439,066
2024-25	270,864	514,402	438,956	-	1,344,651	1,861,725	-	4,571,149	63,856	6,497,082	139,960	-	-	930	-	93,320	-	-	731,558	6,471,121	10,200,000
2025-26	268,076	534,994	416,711	-	1,258,782	1,861,725	-	4,571,149	63,888	6,496,763	126,676	-	-	4,399	-	460,000	948,091	8,493	140,205	1,293,786	13,926,286
2026-27	265,193	533,300	414,728	-	1,233,020	1,861,725	-	4,571,149	63,568	6,496,442	138,548	-	-	944	-	460,000	943,351	8,451	187,060	9,962,992	15,889,278
2027-28	262,130	530,010	412,265	-	1,208,695	1,861,725	-	4,571,149	63,250	6,496,124	137,876	-	-	930	-	460,000	938,414	8,408	233,475	11,222,368	27,111,646
2028-29	259,067	526,720	409,802	-	1,184,370	1,861,725	-	4,571,149	62,932	6,495,806	137,186	-	-	911	-	460,000	933,941	8,400	285,990	12,508,358	39,620,004
2029-30	256,004	523,957	407,339	-	1,159,947	1,861,725	-	4,571,149	62,619	6,495,493	136,500	-	-	929	-	460,000	929,271	8,324	312,912	13,823,543	53,443,547
2030-31	252,941	520,917	405,802	-	1,134,720	1,861,725	-	4,571,149	62,306	6,495,180	135,818	-	-	925	-	460,000	924,625	8,283	350,753	15,184,891	68,628,438
2031-32	249,878	517,927	403,815	-	1,109,395	1,861,725	-	4,571,149	61,995	6,494,868	135,136	-	-	920	-	460,000	920,072	8,241	386,075	16,570,967	85,199,405
2032-33	246,815	515,937	401,840	-	1,084,947	1,861,725	-	4,571,149	61,685	6,494,559	134,463	-	-	916	-	460,000	915,401	8,200	427,397	18,000,364	103,199,770
2033-34	243,752	513,947	400,000	-	1,059,952	1,861,725	-	4,571,149	61,376	6,494,250	133,791	-	-	912	-	460,000	910,824	8,159	459,238	19,459,602	122,659,372
2034-35	240,689	511,957	398,057	-	1,034,967	1,861,725	-	4,571,149	61,067	6,493,941	133,107	-	-	908	-	460,000	908,200	8,118	491,662	21,001,264	143,660,636
2035-36	237,626	509,967	396,061	-	1,010,000	1,861,725	-	4,571,149	60,764	6,493,632	132,456	-	-	902	-	460,000	901,739	8,078	525,722	22,556,986	166,217,622
2036-37	234,563	507,974	394,063	-	985,042	1,861,725	-	4,571,149	60,460	6,493,324	131,794	-	-	897	-	460,000	897,230	8,037	559,883	24,136,869	190,354,491
2037-38	231,500	505,981	392,065	-	960,085	1,861,725	-	4,571,149	60,158	6,493,016	131,132	-	-	892	-	460,000	892,230	8,000	594,045	25,780,914	216,135,405
2038-39	228,437	503,988	390,067	-	935,128	1,861,725	-	4,571,149	59,857	6,492,707	130,470	-	-	888	-	460,000	888,230	7,963	628,207	27,459,121	243,594,526
2039-40	225,374	501,993	388,070	-	910,171	1,861,725	-	4,571,149	59,558	6,492,400	129,808	-	-	884	-	460,000	884,230	7,926	661,368	29,180,489	272,775,015
2040-41	222,309	500,000	386,076	-	885,214	1,861,725	-	4,571,149	59,260	6,492,100	129,146	-	-	880	-	460,000	880,230	7,889	694,529	30,902,018	303,677,033
2041-42	219,244	498,007	384,083	-	860,257	1,861,725	-	4,571,149	58,963	6,491,800	128,484	-	-	875	-	460,000	875,230	7,852	727,692	32,659,710	336,336,743
2042-43	216,179	496,014	382,090	-	835,300	1,861,725	-	4,571,149	58,665	6,491,500	127,822	-	-	871	-	460,000	871,230	7,815	760,843	34,440,553	370,777,296

Ameren																				27.32%	
Delivery Year	SDG RECs	LDG RECs	CS RECs	AMP RECs under contract (B+C-D)	LTPA	Legacy DG	Forward Procurement	Illinois Solar for All	Non-AMP RECs under contract (E+G+H)	SDG < 25 kW	LDG > 25 - 5000kW	Traditional Community Solar	Public Schools	Community Driven Community Solar	Equity Eligible Contractor	Utility Wind	Utility Solar	Brownfield	Expected Future Activities	Total new RECs	Total RECs
2020-21	49,883	84,277	60,761	204,901	600,000	3,273	714,109	15,939	833,303	-	-	-	-	-	-	-	-	-	-	-	1,038,203
2021-22	60,092	121,339	114,836	286,267	600,000	2,838	-	17,806	1,495,754	-	-	-	-	-	-	-	-	-	-	-	1,792,020
2022-23	67,719	120,928	117,961	306,562	600,000	227	1,840,756	17,717	1,508,261	35,142	85,180	263	-	-	-	-	-	-	-	74,014	2,339,536
2023-24	74,812	145,504	120,503	400,000	600,000	-	1,840,712	38,428	1,958,835	48,625	34,954	101,349	289	-	-	-	1,734	12,839	-	159,845	2,489,001
2024-25	74,022	145,386	119,900	399,308	600,000	-	1,840,716	37,541	1,958,217	38,236	34,779	100,643	260	-	-	-	1,208	28,551	-	209,676	2,498,241
2025-26	73,233	145,222	119,000	387,756	600,000	-	1,840,716	37,453	1,958,169	38,044	34,605	100,140	259	-	-	-	1,202	25,326	-	599,558	2,895,483
2026-27	72,445	145,059	118,704	386,057	600,000	-	1,840,716	37,366	1,958,082	37,854	34,432	99,643	257	-	-	-	1,196	25,102	-	610,356	2,894,660
2027-28	71,663	144,898	118,111	384,672	600,000	-	1,840,716	37,279	1,957,995	37,665	34,260	99,141	256	-	-	-	1,190	24,876	-	630,764	2,913,431
2028-29	72,504	143,117	117,520	383,415	600,000	-	1,840,716	37,192	1,957,809	37,477	34,089	98,645	255	-	-	-	1,184	24,653	-	641,383	2,922,433
2029-30	72,929	142,727	116,933	382,619	600,000	-	1,840,716	37,106	1,957,823	37,289	33,920	98,152	254	-	-	-	1,178	24,429	-	658,843	2,929,285
2030-31	73,353	142,331	116,548	381,818	600,000	-	1,840,716	37,021	1,957,737	37,103	33,750	97,660	253	-	-	-	1,172	24,205	-	676,912	2,936,197
2031-32	73,781	141,934	116,166	381,016	600,000	-	1,840,716	36,937	1,957,652	36,917	33,580	97,173	251	-	-	-	1,166	23,981	-	695,796	2,938,330
2032-33	74,214	141,534	115,787	380,215	600,000	-	1,840,716	36,853	1,957,567	36,733	33,412	96,687	250	-	-	-	1,160	23,757	-	715,078	2,945,000
2033-34	74,648	141,133	115,407	379,414	600,000	-	1,840,716	36,769	1,957,482	36,567	33,244	96,203	249	-	-	-	1,154	23,532	-	734,589	2,951,959
2034-35	75,083	140,731	115,028	378,613	600,000	-	1,840,716	36,685	1,957,397	36,386	33,076	95,719	248	-	-	-	1,148	23,308	-	754,384	2,958,927
2035-36	75,515	140,329	114,651	377,812	600,000	-	1,840,716	36,601	1,957,312	36,298	32,904	95,244	246	-	-	-	1,143	23,080	-	774,389	2,966,016
2036-2037	75,947	139,927	114,250	377,010	600,000	-	1,840,716	36,517	1,957,227	36,203	32,730	94,768	245	-	-	-	1,137	22,856	-	794,394	2,973,105
2037-2038	76,379	139,528	113,869	376,209	600,000	-	1,840,716	36,434	1,957,142	36,119	32,556	94,289	243	-	-	-	1,131	22,632	-	814,400	2,980,194
2038-2039	76,811	139,129	113,488	375,408	600,000	-	1,840,716	36,352	1,957,057	36,034	32,382	93,812	241	-	-	-	1,125	22,408	-	834,406	2,987,283
2039-2040	77,243	138,730	113,107	374,607	600,000	-	1,840,716	36,270	1,956,972	35,951	32,209	93,335	240	-	-	-	1,119	22,184	-	854,412	2,994,372
2040-2041	77,675	138,331	112,726	373,806	600,000	-	1,840,716	36,188	1,956,887	35,769	32,036	92,858	239	-	-	-	1,113	21,960	-	874,418	3,001,461
2041-2042	78,107	137,932	112,345	373,005	600,000	-	1,840,716	36,106	1,956,802	35,587	31,863	92,380	238	-	-	-	1,107	21,736	-	894,424	3,008,550
2042-2043	78,539	137,533	111,964	372,204	600,000	-	1,840,716	36,024	1,956,717	35,405	31,689	91,902	237	-	-	-	1,101	21,512	-	914,430	3,015,639
2043-2044	78,971	137,134	111,583	371,403	600,000	-	1,840,716	35,942	1,956,632	35,223	31,516	91,423	236	-	-	-	1,095	21,288	-	934,436	3,022,728
2044-2045	79,403	136,735	111,202	370,602	600,000	-	1,840,716	35,860	1,956,547	35,041	31,342	90,944	235	-	-	-	1,089	21,064	-	954,442	3,029,817

ComEd		72.60%																				
Delivery Year	SDG RECs	LDG RECs	CS RECs	AMP RECs under contract (R=CS-SDG)	LTTPA	Legacy DG	Forward Procurement	Illinois Solar for All	Non-AMP RECs under contract (R=LDG)	SDG < 25 kW	LDG > 25 - 5000kW	Traditional Community Solar	Public Schools	Community Driven Community Solar	Equity Eligible Contractor	Utility Wind	Utility Solar	Brownfield	Expected Future Activities	Total new RECs	Total Recs	
2021	119,024	277,514	89,625	-	446,163	1,261,725	-	513,692	42,215	-	-	-	-	-	-	-	-	-	-	-	2,263,581	-
2021-22	129,358	300,768	299,618	-	726,444	1,261,725	18,445	2,098,715	47,221	-	-	-	-	-	-	-	-	-	-	-	4,152,550	-
2022-23	179,584	320,692	298,537	-	799,717	1,261,725	5,298	2,215,347	46,985	-	-	-	-	-	-	-	-	-	-	-	4,525,137	-
2023-24	184,368	305,968	319,643	-	810,985	1,261,725	-	2,215,347	46,750	-	-	-	-	-	-	-	-	-	-	-	4,525,137	-
2024-25	196,300	385,500	317,965	-	899,815	1,261,725	-	3,215,347	46,516	-	-	-	-	-	-	-	-	-	-	-	5,955,579	-
2025-26	248,208	385,116	316,776	-	895,720	1,261,725	-	46,283	3,215,347	-	-	-	-	-	-	-	-	-	-	-	-	-
2026-27	320,119	384,684	316,776	-	891,597	1,261,725	-	3,215,347	46,052	-	-	-	-	-	-	-	-	-	-	-	-	-
2027-28	380,495	384,256	316,776	-	1,133,220	1,261,725	-	3,215,347	45,884	-	-	-	-	-	-	-	-	-	-	-	-	-
2028-29	392,274	379,534	311,604	-	883,462	1,261,725	-	3,215,347	45,927	-	-	-	-	-	-	-	-	-	-	-	-	-
2029-30	393,605	375,929	310,095	-	879,625	1,261,725	-	3,215,347	45,365	-	-	-	-	-	-	-	-	-	-	-	-	-
2030-31	393,605	375,929	310,095	-	879,625	1,261,725	-	3,215,347	45,365	-	-	-	-	-	-	-	-	-	-	-	-	-
2031-32	393,605	375,929	310,095	-	879,625	1,261,725	-	3,215,347	45,365	-	-	-	-	-	-	-	-	-	-	-	-	-
2032-33	393,605	375,929	310,095	-	879,625	1,261,725	-	3,215,347	45,365	-	-	-	-	-	-	-	-	-	-	-	-	-
2033-34	393,605	375,929	310,095	-	879,625	1,261,725	-	3,215,347	45,365	-	-	-	-	-	-	-	-	-	-	-	-	-
2034-35	393,605	375,929	310,095	-	879,625	1,261,725	-	3,215,347	45,365	-	-	-	-	-	-	-	-	-	-	-	-	-
2035-36	393,605	375,929	310,095	-	879,625	1,261,725	-	3,215,347	45,365	-	-	-	-	-	-	-	-	-	-	-	-	-
2036-37	393,605	375,929	310,095	-	879,625	1,261,725	-	3,215,347	45,365	-	-	-	-	-	-	-	-	-	-	-	-	-
2037-38	393,605	375,929	310,095	-	879,625	1,261,725	-	3,215,347	45,365	-	-	-	-	-	-	-	-	-	-	-	-	-
2038-39	393,605	375,929	310,095	-	879,625	1,261,725	-	3,215,347	45,365	-	-	-	-	-	-	-	-	-	-	-	-	-
2039-40	393,605	375,929	310,095	-	879,625	1,261,725	-	3,215,347	45,365	-	-	-	-	-	-	-	-	-	-	-	-	-
2040-41	393,605	375,929	310,095	-	879,625	1,261,725	-	3,215,347	45,365	-	-	-	-	-	-	-	-	-	-	-	-	-
2041-42	393,605	375,929	310,095	-	879,625	1,261,725	-	3,215,347	45,365	-	-	-	-	-	-	-	-	-	-	-	-	-
2042-43	393,605	375,929	310,095	-	879,625	1,261,725	-	3,215,347	45,365	-	-	-	-	-	-	-	-	-	-	-	-	-
2043-44	393,605	375,929	310,095	-	879,625	1,261,725	-	3,215,347	45,365	-	-	-	-	-	-	-	-	-	-	-	-	-
2044-45	393,605	375,929	310,095	-	879,625	1,261,725	-	3,215,347	45,365	-	-	-	-	-	-	-	-	-	-	-	-	-
2045-46	393,605	375,929	310,095	-	879,625	1,261,725	-	3,215,347	45,365	-	-	-	-	-	-	-	-	-	-	-	-	-
2046-47	393,605	375,929	310,095	-	879,625	1,261,725	-	3,215,347	45,365	-	-	-	-	-	-	-	-	-	-	-	-	-
2047-48	393,605	375,929	310,095	-	879,625	1,261,725	-	3,215,347	45,365	-	-	-	-	-	-	-	-	-	-	-	-	-
2048-49	393,605	375,929	310,095	-	879,625	1,261,725	-	3,215,347	45,365	-	-	-	-	-	-	-	-	-	-	-	-	-
2049-50	393,605	375,929	310,095	-	879,625	1,261,725	-	3,215,347	45,365	-	-	-	-	-	-	-	-	-	-	-	-	-
2050-51	393,605	375,929	310,095	-	879,625	1,261,725	-	3,215,347	45,365	-	-	-	-	-	-	-	-	-	-	-	-	-
2051-52	393,605	375,929	310,095	-	879,625	1,261,725	-	3,215,347	45,365	-	-	-	-	-	-	-	-	-	-	-	-	-
2052-53	393,605	375,929	310,095	-	879,625	1,261,725	-	3,215,347	45,365	-	-	-	-	-	-	-	-	-	-	-	-	-
2053-54	393,605	375,929	310,095	-	879,625	1,261,725	-	3,215,347	45,365	-	-	-	-	-	-	-	-	-	-	-	-	-
2054-55	393,605	375,929	310,095	-	879,625	1,261,725	-	3,215,347	45,365	-	-	-	-	-	-	-	-	-	-	-	-	-
2055-56	393,605	375,929	310,095	-	879,625	1,261,725	-	3,215,347	45,365	-	-	-	-	-	-	-	-	-	-	-	-	-
2056-57	393,605	375,929	310,095	-	879,625	1,261,725	-	3,215,347	45,365	-	-	-	-	-	-	-	-	-	-	-	-	-
2057-58	393,605	375,929	310,095	-	879,625	1,261,725	-	3,215,347	45,365	-	-	-	-	-	-	-	-	-	-	-	-	-
2058-59	393,605	375,929	310,095	-	879,625	1,261,725	-	3,215,347	45,365	-	-	-	-	-	-	-	-	-	-	-	-	-
2059-60	393,605	375,929	310,095	-	879,625	1,261,725	-	3,215,347	45,365	-	-	-	-	-	-	-	-	-	-	-	-	-
2060-61	393,605	375,929	310,095	-	879,625	1,261,725	-	3,215,347	45,365	-	-	-	-	-	-	-	-	-	-	-	-	-
2061-62	393,605	375,929	310,095	-	879,625	1,261,725	-	3,215,347	45,365	-	-	-	-	-	-	-	-	-	-	-	-	-
2062-63	393,605	375,929	310,095	-	879,625	1,261,725	-	3,215,347	45,365	-	-	-	-	-	-	-	-	-	-	-	-	-
2063-64	393,605	375,929	310,095	-	879,625	1,261,725	-	3,215,347	45,365	-	-	-	-	-	-	-	-	-	-	-	-	-
2064-65	393,605	375,929	310,095	-	879,625	1,261,725	-	3,215,347	45,365	-	-	-	-	-	-	-	-	-	-	-	-	-
2065-66	393,605	375,929	310,095	-	879,625	1,261,725	-	3,215,347	45,365	-	-	-	-	-	-	-	-	-	-	-	-	-
2066-67	393,605	375,929	310,095	-	879,625	1,261,725	-	3,215,347	45,365	-	-	-	-	-	-	-	-	-	-	-	-	-
2067-68	393,605	375,929	310,095	-	879,625	1,261,725	-	3,215,347	45,365	-	-	-	-	-	-	-	-	-	-	-	-	-
2068-69	393,605	375,929	310,095	-	879,625	1,261,725	-	3,215,347	45,365	-	-	-	-	-	-	-	-	-	-	-	-	-
2069-70	393,605	375,929	310,095	-	879,625	1,261,725	-	3,215,347	45,365	-	-	-	-	-	-	-	-	-	-	-	-	-
2070-71	393,605	375,929	310,095	-	879,625	1,261,725	-	3,215,347	45,365	-	-	-	-	-	-	-	-	-	-	-	-	-
2071-72	393,605	375,929	310,095	-	879,625	1,261,725	-	3,215,347	45,365	-	-	-	-	-	-	-	-	-	-	-	-	-
2072-73	393,605	375,929	310,095	-	879,625	1,261,725	-	3,215,347	45,365	-	-	-	-	-	-	-	-	-	-	-	-	-
2073-74	393,605	375,929	310,095	-	879,625	1,261,725	-	3,215,347	45,365	-	-	-	-	-	-	-	-	-	-	-	-	-
2074-75	393,605	375,929	310,095	-	879,625	1,261,725	-	3,215,347	45,365	-	-	-	-	-	-	-	-	-	-	-	-	-
2075-76	393,605	375,929	310,095	-	879,625	1,261,725	-	3,215,347	45,365	-	-	-	-	-	-	-	-	-	-	-	-	-
2076-77	393,605	375,929	310,095	-	879,625	1,261,725	-	3,215,347	45,365	-	-	-	-	-	-	-	-	-	-	-	-	-
2077-78	393,605	375,929	310,095	-	879,625	1,261,725	-	3,215,347	45,365	-	-	-	-	-	-	-	-	-	-	-	-	-
2078-79	393,605	375,929	310,095	-	879,625	1,261,725	-	3,215,347	45,365	-	-	-	-	-	-	-	-	-	-	-	-	-
2079-80	393,605	375,929	310,095	-	879,625	1,261,725	-	3,215,347	45,365	-	-	-	-	-	-	-	-	-	-	-	-	-
2080-81	393,605	375,929	310,095	-	879,625	1,261,725	-	3,215,347	45,365	-	-	-	-	-	-	-	-	-	-	-	-	-
2081-82	393,605	375,929	310,095	-	879,625	1,261,725	-	3,215,347	45,365	-	-	-	-	-	-	-	-	-	-	-	-	-
2082-83	393,605	375,929	310,095	-	879,625	1,261,725	-	3,215,347	45,365	-	-	-	-	-	-	-	-	-	-	-	-	-
2083-84	393,605	375,929	310,095	-	879,625	1,261,725	-	3,215,347	45,365	-	-	-	-	-	-	-	-	-	-	-	-	-
2084-85	393,605	375,929	310,095	-	879,625	1,261,725	-	3,215,347	45,365	-	-	-	-	-	-	-	-	-	-	-	-	-
2085-86	393,605	375,929	310,095	-	879,625	1,261,725	-	3,215,347	45,365	-	-	-	-	-	-	-	-	-	-	-	-	-
2086-87	393,605	375,929	310,095	-	879,625	1,261,725	-	3,215,347	45,365	-	-	-	-	-	-	-	-	-	-	-	-	-
2087-88	393,605	375,929	310,095	-	879,625	1,261,725	-	3,215,347	45,365	-	-	-	-	-	-	-	-	-	-</			

Midland																			0.34%		
Delivery Year	SDG RECs	REC RECs	CS RECs	ABP RECs under contract (B+C+D)	LTTPA	Legacy DG	Forward Procurement	Illinois Solar for All	Non-ABP RECs under contract (E+G+H+I)	SDG < 25 kW	LDG > 25 - 500kW	Traditional Community Solar	Public Schools	Community Driven Community Solar	Equity Eligible Contractor	Utility Wind	Utility Solar	Brownfield	Expected Future Activities	Total new RECs	Total RECs
2020-21	433	818	293	1,544			2,409	138	2,547	-	-	-	-	-	-	-	-	-	-	-	4,091
2021-22	521	3,856	969	5,347		441	9,846	154	10,450	-	-	-	-	-	-	-	-	-	-	-	15,797
2022-23	587	2,454	980	5,923			15,085	154	15,239	335	305	-	-	2	-	-	-	-	-	642	22,854
2023-24	640	3,857	1,045	5,552			15,085	154	15,239	335	303	878	2	330	11	-	1,682	-	111	22,420	24,662
2024-25	642	3,756	1,040	5,438			15,085	152	15,237	332	302	873	2	322	10	-	-	-	222	1,741	22,417
2025-26	635	3,656	1,035	5,326			15,085	153	15,237	330	300	869	2	320	10	-	1,090	2,247	20	832	25,202
2026-27	629	3,556	1,030	5,214			15,085	154	15,236	328	299	864	2	318	10	-	1,090	2,236	20	444	25,293
2027-28	623	2,856	1,025	4,902			15,085	150	15,235	327	297	860	2	316	10	-	1,090	2,225	20	544	25,323
2028-29	619	2,668	1,020	4,305			15,085	149	15,234	325	296	856	2	314	10	-	1,090	2,213	20	664	25,017
2029-30	618	2,271	1,014	3,903			15,085	148	15,234	324	294	852	2	312	10	-	1,090	2,202	20	748	24,620
2030-31	609	2,178	1,009	3,802			15,085	148	15,231	324	293	847	2	310	10	-	1,090	2,191	20	832	24,642
2031-32	514	3,856	1,004	5,475			15,085	149	15,232	320	295	843	2	308	10	-	1,090	2,180	20	915	26,379
2032-33	513	3,856	999	5,469			15,085	146	15,231	319	290	839	2	307	10	-	1,090	2,170	19	998	25,737
2033-34	512	3,856	994	5,463			13,666	145	13,812	317	288	835	2	305	10	-	1,090	2,159	19	1,082	25,077
2034-35	511	3,856	989	5,312			13,666	145	13,811	316	287	830	2	304	10	-	1,090	2,148	19	1,165	25,000
2035-36	186	3,568	757	4,512			12,676	144	12,820	314	286	826	2	302	10	-	1,090	2,137	19	1,248	23,265
2036-2037	97	-	81	179			-	143	143	312	284	822	2	300	10	-	1,090	2,126	19	1,332	6,320
2037-2038	154	-	-	154			-	143	-	-	-	818	2	300	10	-	1,090	2,116	19	1,415	5,762
2038-2039	-	-	-	-			-	142	-	-	-	814	2	299	10	-	1,090	2,105	19	1,500	5,971
2039-2040	-	-	-	-			-	141	-	-	-	810	2	298	10	-	1,090	2,095	19	1,582	5,738
2040-2041	-	-	-	-			-	140	-	-	-	806	2	297	10	-	1,090	2,084	19	1,665	5,666
2041-2042	-	-	-	-			-	140	-	-	-	802	2	296	10	-	1,090	2,074	19	1,748	5,873
2042-2043	-	-	-	-			-	139	-	-	-	798	2	295	10	-	1,090	2,063	18	1,832	5,941